

Historic, Archive Document

Do not assume content reflects current scientific knowledge, policies, or practices.



62.61

No seeds



My Garden Favorites

1922

ABUNDANCE

I planted trees and evergreens
To emulate my tovers,
To rival California
I filled my fields with flowers;
So friends, and peace, and beauty
Might occupy my hours.

But if I leave this home of mine
A day, a month, or more,
To welcome my return, I find
New pleasures are in store,
Real dreams I had forgotten,
Or never dreamed before.

—From "Ould-time and I."

My Garden Favorites

Spring, 1922

The "Just Delightfully Different" Garden Year Book
Compiled for the Information and Exclusive
Benefit of the Garden Enthusiast



*To the beginner—a "beacon"
in the storm-tossed ocean of Garden
perplexities*

Phone:
Bryant 2926

MAURICE FULD, Inc.

Paul E. Atkinson, President
PLANTSMEN - SEEDSMEN
7 West 45th Street, New York
Two doors off Fifth Avenue

Visitors are cordially invited

Maurice Fuld, Inc.

7 West 45th St., New York

“MY GARDEN FAVORITES” FOR 1922

offers a continuance of the “just delightfully different” service that the gardening public have found so helpful in past seasons.

Unusual care has been used in our selection of vegetable and flower seeds, bulbs and plants for this year and, aside from a few novelties and those delightful specimens that are exclusive features of our service, all the varieties that we list are standard, tested types of the choicest quality and trueness that with ordinary care and attention are certain to prove successful and satisfying.

The usual seed catalogue pictures have been purposely omitted, partly because they are, as a rule, perfect specimens that the amateur would find it difficult to reproduce, but more particularly because they tend to deter the reader from learning all about the particular vegetable or flower, which is, after all, what he most desires to know.

“My Garden Favorites” will appear hereafter in three distinct issues; the Annual, during January; the second, in May, and the third in September—each one to meet the needs of the season.

“My Garden Favorites” for the entire year will be mailed, without charge, to all our regular patrons. Kindly advise us of any change in address so that you will not miss one of these helpful issues. New applicants will receive the current number, and if they send in an order will be put on the mailing list for the entire series.

THE “NON-WARRANTY” CLAUSE

The usual warning or “Non-Warranty” Clause that appears on the front page of most seed catalogues and on the seed packets as well, is not used by us in any of our announcements. We guarantee our seeds as of the highest quality, germination and trueness to type and, except under the most adverse conditions, they must develop and grow successfully.

If mistakes do occur—and they are not always avoidable—we are ever ready to make prompt and reasonable adjustment.

ORIGINAL CULTURAL DIRECTIONS

Inside every packet of vegetable and flower seeds that you receive from us you will find a card (size, 3x5 in., the exact size used in all filing card systems) containing the most complete and explicit directions for the planting and care of the particular vegetable or flower contained in the packet.

These cultural cards are an innovation in the conduct of the seed business and are an exclusive feature of the Maurice Fuld, Inc., service. The practice, so generally employed by other seedsmen, of printing directions directly on the packets, has been found so misleading and unsatisfactory that we have devised this separate card system so that now you may have at hand an accurate cultural information reference file, alphabetically arranged, accessible at any time and containing all the instructions you can possibly require for successfully sowing and cultivating your vegetables and flowers.

We will furnish any one or all these cultural cards for 5 cents each. Oak filing cabinets, with index, and the entire set of (about 200) cards, alphabetically arranged, will be supplied for \$7.50 prepaid.

With this file at hand you may grow any seeds you may ever purchase.

"TIMELY HINTS IN GARDENING"

Successful gardening is an art that is not difficult to master, provided one is possessed of patience and an unflinching enthusiasm. Surely, no hobby will bring us greater rewards in joy and satisfaction for any effort we may put forth. The vital point for the beginner is to start right, for if he is successful from the very start, he must eventually stimulate a desire in others to follow his example.

The House and Grounds.—Shade trees should not be planted near the house. If you must have trees, select the Lombardy Poplar, or similar narrow varieties. Allow for a generous lawn and let the drive-way be direct. Plant shrubs in groups, in limited varieties, the dwarf kinds in front and on the sides. A well-kept hedge adds much to the beauty of the grounds.

The Flower Garden.—Try to preserve a harmony of color in your formal flower beds, selecting the lovely shades of clear blue, pale yellow, clear pinks and white. *Salvia Farinacea*, a charming cloudy blue salvia is an ideal base for this enchanting spot.

Roses.—Roses love a heavy, rich soil and thorough cultivation, especially during the flowering season. Be very careful in making your selection, avoiding the hot-house varieties, and choosing only those that are hardy and suitable for garden culture.

The Vegetable Garden.—"Make it pay." Study your soil and find out what will thrive best, and then buy only enough seed to keep you supplied for the season.

As a final word, do not be discouraged by failures, they are the stepping stones to success.

SERVICE

The keynote of our business and the secret of our success is Service—a "Just Delightfully Different Service"—that begins with your application for "My Garden Favorites."

It continues with the prompt delivery of our year book, the acknowledgment of your order, the exact execution and early delivery of same in a durable and attractive form of package that pleases the eye.

Courteous, prompt and practical information, when requested, convinces you that you are dealing with a house that merits your confidence and one that is determined that you shall receive full value.

Every gardener at one time or another strikes a perplexing problem where he needs the help of someone who knows. We want you to feel free to call on us whenever you think our advice or technical knowledge will be helpful.

In planning a new garden or in rearranging your grounds or old gardens, where a sketch or blue print, with a detailed planting list and full instructions for setting out shrubs, plants, flowers and vegetables are desired, we can furnish upon application and at moderate cost a complete technical landscaping and gardening service of the most practical sort—to enable you to realize your ideals to their fullest.

MAURICE FULD, Inc.,

Paul E. Atkinson, President.

"THE SPIRIT OF GARDENING"

A Garden Studio

"A Garden Studio," they exclaim. "I never heard of one. What is it for? What do you do in it? Do you paint?" Silently wondering at the great absence of imagination I meekly answer, "Yes, I paint, I paint pictures with flowers."

There are studios for various purposes, why not a garden studio? No doubt there are many in existence, whether for the purpose of facilitating gardening to its perfection or not I am unaware. But many fine estates, of the people of wealth, and particularly literary folk, are graced by beautiful buildings situated among their gardens, used for numerous purposes and called by that enchanting name "Garden Studio."

My humble little studio is true to its purpose. It does not deviate from the perpendicular of its veracity, but rather complements its name. Created as it was for the sole purpose of luxuriating in the absorbing hobby of gardening. Here is provided a place for everything and everything in its place. A large old colonial fireplace makes possible its use the year around. Commodious book shelves afford ample room for all garden literature, thus making immediate access to books of reference an easy matter. And the infinite joy of planning gardens on paper, leisurely, with all the catalogues and magazines spread out just as one wants, for days at a time, with no one to disturb their disarray. Well as my very small neighbor puts it, "Oh Boys." And the luxury of a place to dream in quiet solitude.

Since the beginning of our garden activities we have confronted each Spring with the problem of missing tools. I have spent hours painting tools a canary yellow in the vain hope that my lord and master, attracted by their gaudy color, would be reminded of their intention as implements, not fixtures of his vegetable kingdom. But for his generous patience with my many whims I must perennially forgive when each garden season opens with most of the necessary trowels, hoes, etc., gone to the land of oblivion. An innocent countenance belying any knowledge of their evident destination. Patience having been worn threadbare, I resolved on a panacea for these many perplexities. An old barn solved the problem.

We would have a garden studio. Fortunately this building was built on the lines of a shed, having served as garage, lumber shed and barn combined. Being long and somewhat narrow, it lent itself admirably to the idea. Dividing it into three rooms provided two utility rooms, opening respectively into the vegetable garden and the main yard. These, besides allowing ample room for all garden tools, etc., are particularly adapted to any necessary indoor garden work and afford delightfully cool and convenient facilities for the vegetable canning and pickling. With a root cellar directly beneath furnishing easy access for storing the winter vegetables, bulbs, etc., the usual garden labors find themselves greatly simplified.

The remaining room comprises the studio proper. Here an atmosphere of garden hospitality is emphasized by the possibility of entertaining in the very midst of flowers. French doors giving open to a "Dresden China Garden," present an air of intimacy with one's treasures that is very intoxicating. Attractive casement windows, a cement floor with proper covering, wood panelled walls and high beamed ceiling complete the details and make of this a veritable garden retreat from summer's sun. While an immense rough rock fire place gives forth a wealth of warmth and cheer during the long winter months when we needs must cease our toiling in the soil. Quaint little gables flatter the entrance ways and gay green blinds at the windows so successfully complete the disguise of the exterior, that it easily becomes a charming adornment without in the least revealing its original state.

So interesting have been my experiences in negotiating this bit of ambition that I think I could verily fill a book with them. In my present state of enthusiasm I could go on building garden studios to the end of time. The possibilities are unlimited and it has certainly proved a most fascinating endeavor.

LUCILLE HOWE TERRELL.

Complete Offer of
Vegetable Seeds

THE OPTIMIST

With wonder it teems, my river of dreams,
As it flows through this land of strife;
It ripples and gleams with happy love beams,
And refreshes the current of life.
O'er my boat afloat on my river of dreams
The promise of beauty beneficent streams.

—From "Outdoors and In."

EXPLANATION OF VEGETABLE CULTURAL DIRECTIONS

The Vegetable Seeds we offer for 1922 are the best the world affords, carefully selected, graded and cleaned, and in every way suitable for the home garden. Every sort is tested for high germination, our underlying thought being to furnish our patrons with prime grades that are absolutely fresh, and that should grow one hundred per cent. under reasonable conditions and with due attention to the cultural directions.

These cultural directions on the 3x5 in. card that you will find in each packet give all necessary instructions for obtaining the best possible results from your seeds. Certain basic facts are printed across the top of the card and indicated by numbers for your convenience and ready reference, thus: (1) Annual, Biennial, Perennial. (2) Where to sow or plant and when; hb., Hot-bed or seed flat in dwelling; cf., Cold frame; g, Garden. (3) How to sow; h., Hills; d., Drills. (4) Distance apart in the garden, in the row or hill, after thinning. (5) Distance apart between the row or hills. (6) How deep to plant. (7) How late can be sown. (8) When to crop. (9) Where to store for winter. (10) Quantity required.

For example, on the cultural card for Summer Squash we find: (1) Annual. (2) g., June. (3) h. (4) Ten inches. (5) Four feet. (6) One inch. (7) End of June. (8) September. (9) Cellar. (10) One packet will sow five hills; one ounce, 25 hills.

"VEGETABLE LORE"

By Maurice Fuld

"Vegetable Lore" is a unique and "Just Delightfully Different" work in three volumes, written by Mr. Fuld to bring to those who wish to undertake a kitchen garden and realize a plentiful crop of choice table vegetables, a live enthusiasm and a practical understanding of the work in hand.

"Vegetable Lore" teaches you, in a simple, practical way, all you wish to know about the growing of vegetables, and tells you how to select the right sorts for your garden—when, where and how to sow; how to care for the growing plants; how to crop; how to store, and, finally, how to prepare in a variety of appetizing ways.

"Vegetable Lore" is complete in three volumes. Each volume holds twelve copies and index.

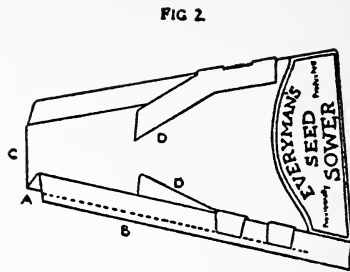

Single volume of "Vegetable Lore," in loose numbers.....	\$1.25
Single volume of "Vegetable Lore," in binder.....	2.00
Complete set of three volumes, in separate binders.....	6.00

"Flower Lore," by Maurice Fuld, an authoritative guide for the flower gardener, in four volumes, of twelve numbers each, is now ready for distribution.

Single volume of "Flower Lore," in loose numbers.....	\$1.25
Single volume of "Flower Lore," in binder.....	2.00
Complete set of four volumes in separate binders.....	8.00

Maurice Fuld, Inc.

7 West 45th St., New York



The Most Ingenious and Practical Little Tool for the Home Gardener EVERYMAN'S SEED SOWER

Everyman's Seed Sower possesses the following advantages over other methods:

The seed being in full view, the rate at which it is being distributed is easily observed and controlled. No fear of suddenly finding half way down a row that all your seed has gone.

The turned-down side flanges which extend below the floor of the sower, when used as per instructions, separate and evenly distribute the seed.

The adjustable sliding regulators give any desired size of opening for the different varieties of seed.

The turned-over end forms a receptacle for the seed when conveying it about, so that it can be laid upon the ground with security whilst drawing fresh drills, etc.

It is the simplest possible tool—cannot be broken—nor can it become out of order; weighs hardly two ounces, and is the only device by which seeds can be sown evenly and economically.

Instructions for Use

1. Use an ordinary garden line for guidance in making drills, or, if the rows are short, use a piece of squared wood, or a not too smooth stick. N. B.—See that the line is tightly stretched.

2. Hold the sower—previously charged with seed—in the hand, as shown in Fig. 1, so that the bottom of the flanges b, Fig. 2, rest lightly upon the line (or stick), with the lip (C) overhanging sufficiently to allow the seed to drop into the drill. This will, of course, vary according to the depth and width of the trench. Where very small seeds and drills are concerned it will be more convenient to rest the lip (C) itself upon the cord and press the front edge (A) of the vibrator against the line and so set up the vibration.

3. Do not tilt the sower more than necessary; a very little will suffice. If the sower is now passed along the cord the flanges will set up a vibration which will spread the seed and bring them down, one or two, or a few at a time, as desired, according to the amount of pressure upon the cord.

A very little practice will suffice to find the necessary pressure required for the varying kinds of seed.

4. To adjust the regulators DD:—

For very small or smooth round seeds which tend to run away, draw down, or lift off, and replace the slides until they nearly close the space, as in Fig. 1. For the larger seeds, place them further back, according to size and smoothness.

For such as Parsnip, and other similar kind of seeds, it is an advantage to remove the regulators altogether, or (to avoid losing them) they may be reversed so that the free ends go under the shield.

5. The free ends can be bent, if desired, to alter the angle, but it is not advisable to do this too frequently, or merely to avoid moving them up and down.

6. The sower can, of course be used in the ordinary manner of slightly shaking, using the regulators as already directed, in which case, however, the tray must be tilted at a regular angle.

Price each, 50c Postpaid

*"Just Delightfully
Different"*

Standard Flower and Garden Fertilizer

Standard Flower and Garden Fertilizer is a superior plant food, in concentrated form, that may be used with equal success on house plants, in greenhouses or in the garden.

The analysis given below shows that Standard Flower and Garden Fertilizer contains all the essential elements in just the right proportion to produce a properly balanced and unusually highly concentrated fertilizer to meet all gardening requirements.

Standard Flower and Garden Fertilizer is odorless.

It is so strong that a mere pinch will intensely fertilize a house plant and a one pound package will serve two hundred square feet effectively. You can use it either dry or dissolved in water.

We offer Standard Flower and Garden Fertilizer with renewed assurance of its merit because of the universal commendations we have received from our customers who have had experience with it. Not only have we had no complaints, but they all agree that it would be difficult to find a substitute that would prove so successful in enriching the soil, promoting luxurious growth, increasing the yield and imparting a deep green color to the foliage and brilliancy to the flowers.

Analysis

Nitrogen	15 to 17 percent
Equiv. Ammonia	18 to 20 percent
Avail. Phos. Acid	10 to 12 percent
Potash (K ₂ O)	8 to 10 percent

Prices: ½ lb. pkg., 50c; 1 lb. pkg., 75c; 5 lb. pkg., \$2.00; 25 lb. bag, \$5.00

FULD'S NEW SEEDLING POT

Made of Cardboard
For Vegetables and Flowers


Especially Sweet Peas, Tomatoes, Cabbages, Cauliflowers, Egg Plants, Peppers, even for Early Corn, Early Cucumbers, etc.

Makes gardening a pleasure and assures you all greater success. Why? Because you sow the seeds directly into these pots—no transplanting—and when it is time to set the plants out of doors, you simply open the bottom of the pot by pulling slightly at the fold, and set plant and pot into the garden. Thus the roots are not disturbed and the plant will have no setback.

The pot is made of porous heavy paper-board, which will not decay before the plant is ready for the garden, but when planted with the plant will decay quickly and act as additional food, and so help two-fold.

Comes in two sizes: No. 1, 2x2 and 4 inches deep, and No. 2, 3x3x4. The extra depth is another merit, for the roots have more playroom and the plant does not become pot-bound.

It comes to you flat, so that 100 of these pots take up little space.



Directions for Use

Secure a flat 4½ ins. deep and large enough to hold the desired quantity snugly. One side of the flat should be fastened only lightly, so at any time it can easily be removed. Cover the bottom of the flat with ½ in. of good loam. Place your empty pots upon it and fill them with the same material, press it down so that finally the soil comes to within ¼ in. of the rim of the pots.

Now sow your seeds. Of the large seeds sow 3 in a pot; of the fine, sow carefully that only few will appear growing afterward, and cover these with the finest of sifted soil, so that the seeds are barely covered. Then water carefully with "Fuld's Ideal Watering Pot"—a new pot with a new rose. This should be in possession of every gardener, for no longer will you disturb your seedling. Price, \$5.50.

Now place your flat in good light and heat, and water carefully every day until the seeds germinate. Then put in a cooler spot—50 degrees at night and 60 at day—and when the plants are progressing and have 4 or more leaves each, pull up all except one in a pot. Of course, you retain the strongest one and put flat as it is into the cold frame. Here you water again carefully until you are ready to plant out of doors.

If you have no cold frame, just keep the flat in the house until you are ready to plant out of doors. Then take your whole flat to the garden, remove the side which is loose, and now you will find it easy to remove each pot without injury to the plant.

So do we progress, with less work for us and better conditions for our little garden infants.

The most remarkable and popular feature of this pot is its popular cost, namely:

Size No. 1 — 2x2x4 \$1.50 per 100; \$12.00 per 1,000;

Size No. 2 — 3x3x4 \$2.00 per 100; \$17.00 per 1,000;

500 at 1,000 rate; 25 at 100 rate

At these prices purchaser pays expressage. If wanted by Parcel Post, please note that 100 pots, size 1, weighs 3 lbs. and 100 pots, size 2, weighs 6 lbs. Add 7c per lb. if east of Mississippi and 12c per lb. if west.

Now you ask, "What seeds can I use with these pots?" Foremost are the following:

Flowers: Sweet Peas, Snapdragons, Asters, Calendula, Cosmos, Annual Larkspur, Marigold, Nicotiana, Pentstemon, Pansy, Petunia, Phlox Drummondii, Salpiglossis, Salvia, Scabiosa, Stocks, Verbena, Zinnias.

Vegetables: Tomato, Egg Plant, Pepper, Parsley, Cabbage, Cauliflower and Brussel Sprouts.

*"Just Delightfully
Different"*

Asparagus

New Pedigreed, Rust-Resistant American Giant "Mary Washington"

Owing to the fact that in most parts of this country the regular sorts of Asparagus are greatly troubled with rust, and for which no effective remedy has been found, the United States Government has for several years carried on extensive experiments with seeds produced from rust-resisting sorts until finally pedigreed seeds were obtained by crossing and the first fixed sort was named "Martha Washington"

Another sort of pedigree—a male—was named "Washington," and by crossing this male with the female, "Mary Washington" was the result. This is considered today not only a rust resisting variety but it is claimed that it excels all other kinds for size, productiveness and quality.

The Government has supplied several growers with the seed and in turn we have induced one of the growers to supply us with extra selected one-year-old plants to be delivered in early spring for planting in April.

No crop should be cut until two years after planting.

Selected, One-Year-Old Roots, per dozen, \$1.00; per 100, \$6.00

Palmetto—A superior kind for home gardens, producing their stout stalks abundantly and having the most agreeable flavor.

Giant Argenteuil—This variety is of French origin and is the only sort that is rustproof. If the rust attacks Asparagus in your vicinity, then grow this sort only.

**Three-Year-Old Roots of the above two sorts, Extra Selected,
per 100, \$3.00; per 1,000, \$23.00**

Asparagus Root Culture

Dig your trench 2 feet wide and 3 feet deep, put stones in the bottom if you need drainage, then fully 12 inches of well-decayed stable manure and fill in with good soil until within 8 inches of the surface. Now spread out the roots flat and cover with soil until the trench is filled. The trenches should be 3 feet apart and 18 inches of space should be given each root. Not until the second spring, after planting, should you cut a single spear. In the intervening two years cultivate once a week during the growing season. Keep out all weeds and fertilize as follows:

The first year give two applications of bone meal—one in July and the other early in September, each time allowing about one pound for every 50 foot of trench. The second year give your bed, during the early part of April, an application of nitrate of soda in dry form, at the rate of 4 ounces to a 50-foot row, and a week later give a thorough application of agricultural salt at the rate of 2 pounds for a 50-foot row. Repeat the applications of bone meal as suggested the first year.

From now on, every year, the treatment must be like the second year; cultivation must take place once a week throughout the life of the bed. Late in the fall the stalks should be cut down, carried from the garden and burned.

You should never cut Asparagus after June 25. This method will produce green Asparagus, which are much better flavored than the white.

Summer Asparagus (Cocozelle Squash)

The plant, as well as the seeds, resemble Summer Squash. It is the nearest approach to Asparagus and may be had from June to October, bearing oblong shaped fruit, which, when sliced and prepared like Asparagus, are delicious and an ideal substitute throughout the summer for that delightful vegetable.

Complete cultural directions enclosed with every packet. Pkt., 25c

Dwarf or Bush Beans

We know you will be most pleasantly surprised with the limited selection we offer here, and no longer will you have to guess what you require. To really know beans intelligently we must classify them, and this we have tried to do from a practical standpoint.

Complete cultural directions enclosed with every packet.

Class 1. Green String Beans

This is the most popular class and the one most used.

Stringless Green Pod—There is no better sort than this on the market. It is absolutely without string, even if left to grow to maturity, and is extremely abundant in cropping. For continuous bearing, sow at intervals of one sowing every two or three weeks. It is as easily grown as any other bean. To adopt just this one simplifies your work in the garden.

Pkt., 15c; per lb., 40c; per 2 lbs., 75c

Bountiful—Its great virtue is that it is an exceptional yielder and absolutely stringless.

Pkt., 15c; per lb., 40c; per 2 lbs., 75c

Refugee or 1,000 to One—This is a special variety, used exclusively for preserving or pickling. It is not sown until July, for it is not intended to be cropped until the Fall.

Pkt., 15c; per lb., 40c; per 2 lbs., 75c

King of the Greens (Flageolet)—A table delicacy for which we are indebted to the French. Without doubt the sweetest, meatiest and most delicious of string beans. When the pods are allowed to ripen on the bush they produce a superior quality of shell beans. The plants are prolific bearers, producing an abundance of slender, narrow, flat, stringless pods. For preserving, pickling or canning nothing finer can be desired. Grow the same as any other bush bean.

Per 2 oz. pkt. (enough for a 25-foot row), 50c

Per 4 oz. pkt., 75c; per lb., \$2.50

Master piece (Suttons)—Distinct from every other variety. Plants are strong, branching and robust, rarely affected by rust, cropping early and producing pods 7 to 8 inches long, broad and flat. Unsurpassed for forcing in greenhouses.

$\frac{1}{2}$ lb., 55c; 1 lb., \$1.00; 2 lbs., \$1.90

To get the best results, inoculate Bean Seeds with "Farmogerm."

Class 2. Dwarf Snap or Shell Beans

Snap Beans are broken up before being cooked. They are round podded and show a large bean within the pod. They taste differently. Shell beans are those which are allowed to mature, extracted from the pods, and used during the winter.

Low's Early Champion—Here is a bean that is a gem and which ought to be very popular, for it is distinct and has a delightful flavor. Although an old variety, very few gardeners know it. You can use it both green and shelled.

Pkt., 15c; per lb., 40c; per 2 lbs., 75c

Class 3. Dwarf Wax or Butter Beans

These are the beans with the golden pods. Used the same as string beans but very well suited for salads.

Pencil Pod Black Wax—The most tender and most productive of all. Has no strings and can be used for successive sowing.

Pkt., 15c; per lb., 40c; per 2 lbs., 75c

Brittle Wax—The earliest of all the wax beans; stringless and of a beautiful golden yellow color; pods measure 6 to 7 inches long; flesh is brittle and solid and of a mild flavor.

Pkt., 15c; per lb., 40c; per 2 lbs., 75c

Refugee Wax—Used particularly for pickling and not sown until July.

Pkt., 15c; per lb., 40c; per 2 lbs., 75c

To get the best results, inoculate Bean Seeds with "Farmogerm."

Class 4. Bush Lima Beans

Lima Beans must not be sown until June and the seeds should be spaced at least 6 inches apart. We offer here two sorts: one has large seeds and the other small.

Fordhook Bush Lima—The best of the large seeded varieties and is an excellent producer. Pkt., 20c; per lb., 60c; per 2 lbs., \$1.00

Henderson's Bush Lima—Shows a very small seed, and is preferred by the ladies because it looks better when served and keeps warm longer on the plate. Pkt., 20c; per lb., 60c; per 2 lbs., \$1.00

Pole or Climbing Beans

Class 1. Green String Beans

Old Homestead or Kentucky Wonder—If you have grown this bean before and know it, you will say at once: "You are right, this is a wonder; it is the best bean I have ever grown." It produces more beans to the pole than any other sort. The pods are long, fully six inches, and even when full grown are stringless, tender and delicious. Pole Beans are not sown until June, for they grow best in hot weather. They also prefer heavy soil, if possible. Use eight seeds to a pole, allowing but four plants—the best, of course—to grow.

Pkt., 15c; per lb., 50c; per 2 lbs., 90c

"Family" Bean—A recent Japanese importation that has become so popular that it has ceased to be a novelty. It should be sown in May and will bear continuously until frost, producing an abundance of tender, fleshy pods that are often three to six feet in length. Pkt., 25c

Class 2. Wax or Butter Beans

Kentucky Wonder Wax—All the good qualities of the green bean under this name are here duplicated, and so there could not be a better sort.

Pkt., 15c; per lb., 50; per 2 lbs., 90c

Class 3. Snap or Shell Beans

Scarlet Runner—The well-known bean used so much in old-fashioned gardens to adorn trellises, fences, etc., showing a mass of scarlet blossoms during the summer. You can use it both cooked in the young pod and shelled dry during the winter. The bean is very large, and has more food material than any other. Pkt., 15c; per lb., 50c; per 2 lbs., 90c

Class 4. Lima Beans

King of the Garden—The pods show from 4 to 5 large beans. Most profuse in bearing. It is the best of all Pole Limas.

Pkt., 20c; per lb., 60c; per 2 lbs., \$1.00

Seiva—The seeds are small but plump. Most delicious when served.

Pkt., 20c; per lb., 60c; per 2 lbs., \$1.00

One pound of seed will plant fifty poles.

To get the best results, inoculate Bean Seeds with "Farmogerm."

Brussels Sprouts

In America we grow this vegetable for late fall, and in consequence the usual directions for sowing are wrong. In "Vegetable Lore" is published a treatise on how we can lift the plants of Brussels Sprouts and make them grow in the house, so we can enjoy them as late as February.

Complete Cultural Directions with every packet.

Fuld's Exhibition—An excellent variety, producing vigorous plants, well clothed with large, firm sprouts of fine cooking qualities, and keeping long in condition. Pkt., 25c; oz., 75c

One package will produce fifty plants.

Table Beets

Here is a vegetable that everyone seems to like. While there are dozens of varieties the preference is for the medium sized, regular and fine grained sorts. In making our selections we have picked out those varieties that are conspicuous for their tenderness, size and shape, as well as easy culture.

Extra Early Egyptian—The oldest sort and the finest of all for the home garden. True, it is a very small root, but it is more tender than any other. This sort should be used for spring and summer only. It grows very quickly. If you have a hotbed, sow some seeds in March and use the thinning for a green; it is delightful. This beet is of a deep blood-red color, and not more than 1½ in. in diameter.

Pkt., 10c; oz., 25c; 4 oz., 75c

Early Wonder—Beautiful blood red, globular shape. Grown extensively for late fall sowing. Void of woody taste.

Pkt., 10c; oz., 25c; 4 oz., 75c

Crimson Globe—A perfectly round and smooth beet of a deep red color, of fairly large size, and especially suited to store for the winter. Should not be sown until June.

Pkt., 10c; oz., 25c; 4 oz., 75c

One package will sow a row of twenty-five feet.

One ounce will sow a row of seventy-five feet.

Cabbage

What do we seek in cabbage? A real early kind, a midsummer sort, and finally a large, solid head for winter keeping. From this standpoint we have made our selection. Of course, you want the best in each class.

Early Jersey Wakefield—The earliest of all cabbage, produces a head of conical form, sweet and well flavored.

Pkt., 10c; ½ oz., 30c; oz., 50c

Early Spring—The best midsummer cabbage, with a solid, flat head.

Pkt., 10c; ½ oz., 30c; oz., 50c

Late Flat Dutch—A selected strain of this popular winter cabbage, in great demand. Heads are tremendous size, round and flattened on top, very solid with few outside leaves.

Pkt., 10c; ½ oz., 30c; oz., 50c

Danish Ball Head—The finest all-round late cabbage, producing enormous solid heads, purest white when cut open.

Pkt., 10c; ½ oz., 30c; oz., 50c

One package will produce fifty plants.

Savoy Cabbage

Few people grow this sort, for they know so little about it. Its flavor is altogether different, and makes a very palatable dish. It is late in cropping, and should be grown like late cabbage. This is not cooked whole, but finely chopped up. "Vegetable Lore" will tell you how to cook it.

Fuld's Perfection—A large head of beautifully crimped foliage.

Pkt., 10c; ½ oz., 30c; oz., 50c

Red Cabbage

In a class by itself, as it is cooked differently, and not only makes a delicious hot dish, but is excellent served raw as a salad or cold slaw. Grow it like the late cabbages.

Early Dutch—A small but firm head, with a sweet flavor.

Pkt., 10c; ½ oz., 30c; oz., 50c

One package will produce fifty plants.

Japanese Cabbages

Chosen Hakusa—The most perfect type, of Korean origin. Grows up more like a Savoy cabbage, with crumped leaves, but is of early maturity, mild and sweet.

Pkt., 25c; oz., 50c

Shantung Hukusai—Distinctive in flavor, very mild and pleasant. The leaves grow large and round, the heart is snowy white and firm.

Pkt., 25c; oz., 50c

Santosai—More like a Cos Lettuce in appearance, with thick and fleshy leaves that are used extensively for salad. Boiled, minced and seasoned with butter it is as delicately flavored as the choicest endive. Can be sown from spring to autumn, but for main crop sow in August. One packet will produce fifty plants. **Pkt., 25c; oz., 50c**

Pooting—A new variety that will absolutely head at all seasons. Will not scald or burn in the hottest weather, and forms the most solid head of all, frequently weighing 15 lbs. It is free from all insects, and for this reason should appeal to all home gardeners. One package will produce fifty plants. **Pkt., 25c; oz., \$2.00**

Braganza Cabbage (Couve Tronchuda)

A valuable winter vegetable, prized for the thick, fleshy midribs of the foliage, which are boiled and served like Sea Kale. Do not use it until late autumn and then only the outer leaves, as it is continuous in bearing, and with a slight protection of straw when freezing weather sets in and a little soil against that to hold the straw in place, you can crop all winter. The whole head may be used like cabbage, if you wish. One package will produce fifty plants. **Pkt., 25c**

Spanish Cardoon

The plant resembles the French Artichoke in appearance, growing more robust and compact, but bears no fruit. Only the stalks and roots are used. After blanching, the stalks of the inner leaves are crispy and tender, and are to be used like celery in soups, stews and salads. When boiled, together with the main root, served with a sauce it makes an appetizing dish. One packet will sow a row of fifty feet.

Large Tours—A special variety with pure white stalks. **Pkt., 25c; oz., 75c**

Carrot

Many people look upon carrots as a food for stock only, for they have never tasted a real carrot. The varieties which we offer here, particularly the early sorts, make the most delicious dish one could wish for. There is a great deal to preparing carrots in a palatable way. If you read "Vegetable Lore" you will learn how to prepare them.

Early Parisian—The sweetest of all carrots and the earliest. The roots are round, very small—about a half inch through—and are produced in the shortest possible period. The ideal sort to serve with peas in a cream sauce. **Pkt., 10c; oz., 35c; 4 oz., \$1.25**

Early Scarlet Horn—Also an early sort, growing about 3 in. long, very sweet and delicious. **Pkt., 10c; oz., 35c; 4 oz., \$1.25**

Fuld's Improved Danvers—The ideal carrot for a fall crop to be stored during the winter. Grows about 6 in. long and about 1½ in. through at top, tapering down to a round point. **Pkt., 10c; oz., 35c; 4 oz., \$1.25**

Chantenay—We have been compelled to add this variety to our list by a number of our patrons. It crops in midseason between "Scarlet Horn" and "Danvers." It is smaller and shorter than Danvers in size, but is acknowledged much sweeter. **Pkt., 15c; oz., 50c**

Fuld's Coreless—A new French carrot highly recommended for the absence of a core, which renders it more serviceable and more palatable. It is of medium size, ripens in midseason, and of orange color. **Pkt., 15c; oz., 50c**

One package of seeds sows a row twenty-five feet. One ounce, one hundred feet.

Cauliflower

Few people can grow cauliflower well, simply because the secret of cauliflower-growing is not often told.

Fuld's Snowball—A superior strain of the best all-round variety, producing large, firm heads of the clearest white. Pkt., 35c; large pkt., 75c

Fuld's Earliest Dwarf Erfut—The earliest variety, very dwarf and compact with short stems and small leaves. The curd is tender and exceedingly fine flavored. Excellent variety for forcing. Pkt., 50c; large pkt., \$1.00

Autumn Giant—Mammoth heading variety, excellent for late crop. Pkt., 25c; large pkt., 50c

One package will produce fifty plants.

Celery

There are two distinct classes of celery—**early**, which can be eaten before frost; and **late**, which cannot be touched until Xmas, and from that time on all through the winter. A great many varieties are offered, and many are worthless in our climate. Our offers always are for the climate in the vicinity of New York.

Early Celery

Improved White Plume—The earliest of all celery. The stalks are purest white. Its only recommendations are its earliness and (if used before grown to full size) its crispness. Pkt., 15c; ½ oz., 30c; oz., 50c

Late Celery

Standard Bearer—The finest of all winter celeries; sometimes the outer stalks are pink; nothing can equal it for crispness or flavor. Pkt., 25c; ½ oz., 60c; oz., \$1.00

Winter Queen—A very popular sort, especially desirable on account of its massive heart and crispness. Pkt., 15c; ½ oz., 30; oz., 50c

Pink Plume—It is medium in height, and solid as crystal, with rich, nutty flavor. Some people object to its beautiful pink color on the outer stems. Like the Golden Bantam Corn, you must take it, and you will gladly forget its color. Pkt., 15c; ½ oz., 30c; oz., 50c

One package will produce one hundred plants.

Golden Self-Blanching—Grows to medium height. Heart is rich cream colored with light green outer leaves. The easiest variety to blanch. Pkt., 15c; ½ oz., 30c; oz., 50c

Celeriac

Celeriac looks like celery and while its top leaves can be used for flavoring soups, etc., it is the root that the plant is mainly grown for. The roots, about the size and shape of an apple, are cropped late in the Fall and stored in sand. When boiled it is a tasty addition to beef, lamb, mutton and poultry, or if cooled and sliced makes a delicious salad. One packet will sow a row of twenty-five feet. Pkt., 15c; oz., 40c

Curled Chervil

It is not unlike parsley, but more silky in texture and resembles a fine-leaved Maidenhair fern. The leaves are used to dress salads and flavor soups and meats. The leaves should be chopped fine and will add a most piquant flavor to any dish. One packet will sow a row of twenty-five feet. Per pkt., 15c; oz., 25c

Turnip Rooted Chervil

This vegetable makes a most palatable salad. Both leaves and roots are used. The leaves are cut when young and the roots, which are turnip shape are lifted in November and stored in sand until needed. To prepare, boil, peel, slice and serve cold.

One packet will sow a row of twenty-five feet. Pkt., 25c; oz., 50c

Sweet or Table Corn

When we grow corn for our own table, most of us are willing to sacrifice size for a variety that is tender and milky and with a sweetness that is real and not merely suggested. We have therefore selected five sorts of our 1922 listing, but all of them of proven merit, and preeminent for their fine texture and quality.

Golden Bantam—The finest corn of all for all seasons and the first choice of corn lovers. A variety that has won first place purely on its quality. The ears are small, with kernels irregular and tightly placed. One pound will sow a drill of one hundred feet.

Pkt., 15c; per lb., 50c; per 2 lbs., 90c; per 4 lbs., \$1.75

Bantam Evergreen—A cross between Golden Bantam and Stowell's Evergreen, producing a trifle larger ear with the Golden Bantam color and flavor.

Pkt., 15c; per lb., 45c; per 2 lbs., 80c; per 4 lbs., \$1.50

Howling Mob—A popular second early variety for those who prefer a large ear maturing 10 to 12 days later than Golden Bantam; very sweet, 16 rowed. Kernels regular and tightly placed. Highly recommended for all home gardens.

Pkt., 15c; per lb., 45c; per 2 lbs., 80c; per 4 lbs., \$1.50

Stowell's Evergreen—This variety has many admirers requiring a good large main crop. The ears are long and thick, the grain is pure white, deep and sugar sweet—an excellent variety for table and canning.

Pkt., 15c; per lb., 45c; per 2 lbs., 80c; per 4 lbs., \$1.50

Country Gentleman—A very late corn, but extremely sweet, with a distinctly agreeable flavor. Those who know will not do without it. The ears are fairly large and the kernels are irregularly placed on the cob. They are very deep, one of the reasons why so many like it. Sow just once early in June and it will ripen in September or October.

Pkt., 15c; per lb., 45c; per 2 lbs., 80c; per 4 lbs., \$1.50

One pound will sow a row of one hundred feet.

If corn is wanted by parcel post, add seven cents per pound if east of Mississippi, and twelve cents per pound if west.

Chicory

Whitloof—A delectable salad, closely resembling the broad-leaved endive that originated in Belgium and is now greatly relished everywhere. It develops an oblong-coned head about six inches long of creamy-white leaves about two inches broad. If started out of doors it can be lifted and forced in the cellar so that you may enjoy it all winter long. One packet will sow a row of twenty-five feet.

Pkt., 25c; oz., 75c

Barbe du Capucin—A distinct Parisian novelty salad, introduced in 1920 through "My Garden Favorites." Possesses a delicate flavor and artistic appearance. May be sown and lifted in November for indoor forcing. A packet will sow a row of twenty-five feet.

Pkt., 25c; 5 pkts., \$1.00

Improved French Chicory—A free growing variety with large, loose, crumpled leaves of excellent flavor. One packet will sow a row of twenty-five feet.

Pkt., 25c; 5 pkts., \$1.00

Chives

Although belonging to the Onion family it produces no bulb, but is grown for its slender, young growth, which is chopped finely and used as a seasoner and decorator for salads, potatoes and pot-cheese.

Seeds Pkt., 25c

One packet will sow a row of fifty feet.

Corn Salad

A valuable salad plant for late autumn, winter and early spring use. The leaves grow loose and are mixed with other salad plants or served alone. When mixed with potato salad it adds a distinctly new flavor to the dish. Boiled, like spinach, corn salad makes a most appetizing vegetable. The beauty of it is that it grows out of doors, even in winter, under the snow.

Large Green—The best all-round sort.

Pkt., 10c; oz., 25c

Cress

The average person is always fond of salad, and as humans we love variety. Every garden should have a little batch of every kind of salad that is known. Cress, particularly the garden kind, is so easily grown that there is no reason why any one cannot have it.

Upland or Garden Cress.

Pkt., 15c

Water Cress.

Pkt., 25c

Enough for a row of fifty feet.

Cucumber

A very useful vegetable that may be used or served in a dozen different ways and that appeals to almost everyone. You may have had some difficulty in growing them, but if you will carefully follow the cultural directions that are enclosed in every packet of seeds there is no reason why you should not reap a good crop of your favorite variety.

Davis Perfect—The best of all the so-called "White Spine" sorts, and without a rival for the home garden. If you can grow but one sort, select this.

Pkt., 10c; oz., 25c

Cool and crisp—A medium size cucumber which can be used both for slicing and pickling.

Pkt., 10c; oz., 25c

Japanese Climbing—A delightful cucumber of which we can make an ornament. If your garden is small, grow this on your garden fence; otherwise introduce an improved trellis. The fruit is medium in size, and as good for the table as any.

Pkt., 10c; oz., 35c

Giant Chinese—A giant among cucumbers growing out of doors, measuring 20 inches or more in length and from 2 to 3 inches thick. Despite its unusual size it fruits as quickly as any other sort. It is green and most delightful in flavor. The vines, like the fruit, are robust and disease-resisting.

Pkt. (25 seeds) 25c

One packet will sow about ten hills.

Forcing or English Frame Cucumbers

Only suitable for greenhouse or frame culture. Both varieties listed here are excellent for exhibition and table use.

Improved Telegraph—An ideal cucumber, quick in growth, handsome in appearance and unusually prolific—has been awarded numerous prizes at exhibitions—length 18 to 24 in.

Pkt., 50c

Kelway's Freedom (New)—An extraordinary cropper, skin is a medium dark color, fruit measures about 15 in. long. Flavor is delightful.

Pkt., 50c

Broad Leaved French Dandelion

This French variety of Dandelion bears little resemblance to the common field type so familiar to us all. Its large leaves make excellent "greens" in the early spring, while the roots can be made into a delightful salad in winter. The flowers produce a pleasing beverage of considerable medicinal value. If you have never grown the cultivated dandelion, now is a good time to begin.

One packet will sow a row of twenty-five feet.

Pkt., 25c

Egg Plant

This plant comes to us from the Tropics and, therefore, needs hot weather to ripen. We know only one way of preparing—to slice it and fry in butter—but our English friends tell us that the flesh should be taken out of the skin and minced up with a little mushroom, tomato, breadcrumbs and parsley (and, for those who like it, a pinch of garlic). Then add a little butter, replace in the skin and bake in the oven.

Black Beauty—This variety is the largest, of a deep-purple skin, with succulent meat; ideal for the home garden.

Pkt., 15c; ½ oz., 40c; oz., 75c

Endive

The varieties offered here are those truly called Endive, not to be confused with Chicory, which is offered under another heading.

Endives are salad plants which ripen during the fall months and can be used right up into December, and if cold frames are available can be had all winter. They have a distinct, piquant flavor.

Green Curled—A very superior sort, with close heads of finely curled leaves; flavor excellent.

Pkt., 10c; oz., 30c

Broad-Leaved Batavian—The most distinct variety, having smooth, broad leaves, which must be blanched.

Pkt., 10c; oz., 30c

One packet will sow a row of twenty-five feet.

White Curled—Pale green leaves, very crisp, of a pronounced flavor.

Pkt., 10c; oz., 30c

Florence Fennel

(Finnocchio)

An aromatic herb of the parsley family, which, because of its delightful aroma and flavor, is extensively used as a vegetable in Europe. The plants resemble the leek somewhat and only the lower swollen stem bases are used and generally served raw.

One packet will sow a row of twenty-five feet.

Pkt., 15c

Garlic

Although this word is taboo in the culinary dictionary of the average American household, we claim we are all doing an injustice to this valuable plant. When used intelligently it outrivals all other seasoning plants and has a place for which we cannot find substitutes. It not only totally changes the flavor of some of our dishes, but it adds piquancy, which we treasure when we know it. A little goes a long way. Many people who so strenuously object to the use of garlic often eat it unknowingly and admire dishes which contain it but do not know it.

Bulbs, per lb., \$1.00

Kohl Rabi

(Often called Top Turnips or Turnip Rooted Cabbage)

An excellent vegetable which should be found on every American table. Kohl Rabi is a most delicious dish if the bulbs or roots are gathered while only half matured, or when 1½ in. in diameter, otherwise they are tough or woody. They must be grown like radishes, a row at a time in frequent succession. It will do best on a light soil and in a hot, dry season.

Early White Vienna—The earliest and tenderest of sorts, producing bulbs of a light-green color. The so-called purples vary only in color of skin of the bulbs, and are tougher.

Pkt., 10c; oz., 35c

One packet will sow a row of twenty-five feet.

Lettuce

We all know what our ideal is in lettuce, but do we get it for our own gardens? If you don't, it is because every seed book offers a multitude of varieties with so little really helpful information that we do not know what to pick.

No one should fail to produce as good head-lettuce in the garden as we buy in the market, and really it is easy to do this, if we know a few secrets of its culture.

Secret No. 1. We must grow the right variety for each season. For spring use Little Gem and May King. For early summer sow Big Boston; for midsummer Black Seed Tennisball or Blackseeded Mammoth Butter; for fall, California Cream Butter.

Secret No. 2. All head-lettuces should be transplanted at least once and if possible twice.

Secret No. 3. In transplanting always pinch back part of the root.

Secret No. 4. After transplanting, always soak soil with water.

Secret No. 5. Lettuce which matures in July and August should be grown between Beans or similar plants, so they will be shaded; also mulch and keep well watered.

Secret No. 6. The richer and blacker the soil, the better the results.

Secret No. 7. Feed from top a week with liquid sheep manure.

Secret No. 8. When lettuce is half developed feed just once with liquid nitrate of soda (by dissolving one tablespoonful in 12 qts. of water—just what the average watering pot holds) but be careful to apply to the soil only, soaking the ground first.

Secret No. 9. Finally, grow your lettuce quickly; never let it suffer for want of water.

To complete the culture set out 12 in. apart. In growing head lettuce we always discard the outer leaves, but do you know that these make for excellent soups, or spinach?

Little Gem—Grows to perfection in a space of six inches and produces a solid head in a remarkably short time. It will head in all seasons. In serving there is no waste and even the outer leaves are tender; you simply cut the head in halves. **Pkt., 25c; oz., 50c**

Los Angeles—The largest head lettuce of all, heading in all seasons and averaging 15 inches through. The outside leaves are large and crumpled the heart is pure white, crispy and of fine flavor. **Pkt., 25c; oz., 50c**

Hanson—The finest loose-leaved lettuce in existence; should be sown thickly, not thinned out or transplanted, and pulled when only 2 in. tall. Sow continuously during season. If wanted in midsummer, keep a shade over the bed during the sunny hours. **Pkt., 10c; oz., 25c**

Grand Rapids Forcing—Excellent for forcing but equally good for the outdoor garden. Large leaves, crisp and tender. **Pkt., 10c; oz., 25c**

May King—The earliest head lettuce, to be used for the first crop only. Sow in hotbed in March or cold frame in April, or directly in the garden as soon as weather permits. **Pkt., 10c; oz., 25c**

Big Boston—The second earliest head-lettuce; sown at the same time as May King it will crop a week later. **Pkt., 10c; oz., 25c**

Black Seeded Mammoth Butter—The largest of midsummer head-lettuces, requiring a week longer to mature than Big Boston. **Pkt., 10c; oz., 25c**

California Cream Butter—The best sort to crop well late in September and October. Sow seeds early in August and the crop will just come in right. **Pkt., 10c; oz., 25c**

One packet will sow a row of fifty feet. One ounce, one hundred feet.

The Cos or Romaine Lettuce

This distinctly French salad has become very popular of late, and all because you seldom fail with it. It is elongated in form and cone-shaped; the outer petals overlapping so that the inner leaves are blanched. It can be grown for all seasons by making successive sowings.

Trianon Cos—The best of all in its class, and really there is no need for any others so far as the home garden is concerned. **Pkt., 10c; oz., 25c**

Kale or Borecole

A picturesque plant, from which the beautifully curled leaves are cut late in the fall and cooked like spinach. After the first light frost in the fall, the flavor becomes right. They are hardy and can remain outdoors until our heaviest snowstorms in January.

Curled Scotch—The finest curled kale, the leaves resembling closely curled parsley. It grows very dwarf and compact. **Pkt., 10c; oz., 25c**
One packet will produce fifty plants.

Leek

A somewhat neglected vegetable, but ideal for adding spice and piquancy to soups and meats and, when properly prepared, a wholesome, appetizing dish.

Broad American Flag—An ideal large sort for the American garden. **Pkt., 10c; oz., 40**

One packet will sow a row of twenty-five feet.

Musk Melon

Melons are hot weather plants and it is not advisable to sow the seed out of doors before early June, which makes the crop a late one. You can have fruit much earlier by starting the seeds indoors and for the best results we recommend the use of our Seedling Pots.

Jenny Lind—A small round melon of delightful flavor, producing earlier than any; green flesh. **Pkt., 10c; oz., 25c**

Emerald Gem—A salmon-fleshed melon which when produced at home excels all other melons in sweetness and flavor. In earliness it follows "Jenny Lind." The fruits are heavily ribbed. Flesh, very thick. **Pkt., 10c; oz., 25c**

Rocky Ford—A melon everyone knows to have no rival for a general cropper. Flesh, thick; salmon in color, and delicious in flavor. **Pkt., 10c; oz., 25c**

One packet will plant about ten hills.

Honey Dew—White skin with green flesh, very sweet. **Pkt., 10c; oz., 25c**

Japanese Musk Melons

Unlike our melons this Japanese variety requires a great deal of moisture, but if we can provide a rich, moist soil, well manured, the plant will grow vigorously and yield heavily. It is best to pinch back the early runners to make the plant more stocky and robust.

Kin-Makuwa—An aromatic melon with golden-yellow flesh and skin and a flavor that is entirely new. The fruit is large and round and it is a heavy cropper. **Pkt., 25c**

Nashi-Makuwa—A white melon, combining the sweetness of the "Honey Dew" with the delicious flavor of a high quality pear. The flesh is thick and snowy white. A rare novelty with which to surprise your friends. One packet will sow from ten to fifteen hills. **Pkt., 25c**

Watermelon

This typical American fruit needs no introduction to our readers. The two varieties we offer are tested sorts that invariably thrive and give satisfaction.

Cole's Early—A very early sort of excellent quality; fruit is medium size, nearly round; flesh red, luscious and sweet. **Pkt., 10c; oz., 25c**

Kleckley's Sweets—One of the finest in existence; fruit is oblong and measures 10 to 12 in. through; skin is a rich, dark green; flesh, bright scarlet. **Pkt., 10c; oz., 25c**

Mustard

Why are mustards not grown more for salads? They surely are of the easiest possible culture, and do not even need a garden to grow them, for a soup-plate full of sand, kept well moist, with seed sown on top, kept in a warm room, will give a fine salad in less than two weeks.

White London—The usual good sort. **Pkt., 10c; oz., 25c**

One ounce will sow a row of fifty feet.

Okra

Although this is a strictly Southern vegetable, it is very popular in the North, where we use the pods for making soups.

White Velvet—Tall growth, with long pods, which are round, smooth and of a velvety white color. **Pkt., 10c; oz., 25c**

Perkins Mammoth—Handsome, dark-green variety. The pods grow four to five inches in length and are very tender. **Pkt., 10c; oz., 25c**

One packet will sow a row of twenty feet.

One ounce will sow a row of fifty feet.

Onion

A truly essential vegetable of unusual food and medicinal value. Every soup, sauce and made dish is improved by a dash of onion juice or the addition of a little chopped or sliced fruit itself. Baked, boiled, escalloped or fried, it is a delectable item on any menu.

Aliso Craig—The largest of all onions; a giant, globe-shaped, yellow.

Pkt., 25c; oz., \$1.00

Prizetaker—Also a large, yellow, globe-shaped onion; of mild flavor and good keeping qualities. **Pkt., 15c; oz., 75c**

Yellow Globe Danvers—The most popular of all yellow onions; of fairly good size and very mild in flavor. **Pkt., 15c; oz., 75c**

White Globe Southport—Very mild and crisp, of snow white color—the finest of all the white onions. **Pkt., 15c; oz., 75c**

Queen—The little round, white onion used for pickling or with chow-chow. It never grows large and is distinct. **Pkt., 15c; oz., 75c**

One packet will sow a row of twenty-five feet.

Red Globe Southport—Same as White Globe except is red.

Pkt., 15c; oz., 75c

Onion Sets

The first and early onion during spring and early summer are those grown from sets; onion sets should be planted just as soon as we can work the ground. Select a bed in which there are no stones, and which is well pulverized and made mellow. Plant sets in rows one inch apart and four inches between each set. After onions have been set, tread the soil on either side.

Yellow Globe. **Qt., 50c; 4 qts., \$1.75**

White Globe. **Qt., 50c; 4 qts., \$1.75**

Red Globe. **Qt., 50c; 4 qts., \$1.75**

One pound will plant a row of fifty feet.

Parsley

Double Curled—The most useful sort, with fine moss curled foliage.
Pkt., 10c; oz., 25c
One packet will sow a row of twenty-five feet.

Japanese Parsley

A Japanese importation combining the uses of parsley and asparagus. The green of the leaves is used for garnishing dishes or cooked in soups, like parsley, but the midribs are boiled, minced, seasoned with butter and served as asparagus.
One packet will sow a row of twenty-five feet. Pkt., 25c

Turnip-Rooted Parsley

An unusual salad plant. You may use the leaves the same as ordinary parsley, but in the fall you will find a round root like a beet, which when boiled, sliced thin and served cold with a French dressing makes a surprisingly good salad. Used extensively for soups.
One packet will sow a row of twenty-five feet. Pkt., 15c

Parsnip

This long turnip-rooted vegetable should not be used until a certain amount of frost has penetrated the soil—in fact, the best flavored parsnip is that which has been wintered outdoors in the soil and lifted in the early spring when the weather opens. But it can also be lifted late in the fall, and stored in pits outdoors, so we can reach it at any time during the winter. "Vegetable Lore" will teach you how to make pits.

Long, Smooth or Hollow Crown. Pkt., 10c; oz., 25c
One package will sow a row of twenty-five feet.

New Mammoth Bush Peanut

The peanut plant, while indigenous to the South, may be grown with equal success in the northern states, if the right sort is selected and cultural directions carefully followed. The plant throws out a series of runners and as these runners assume some size they must be covered with soil, for it is at the ends of these runners and under the soil that the nuts are formed. The variety here offered is especially adapted to the northern garden and yields a nut much larger and more meaty than the usual market sort. It is a heavy cropper and a hundred-foot row will furnish enough for a good-sized family.

One pound will sow a row of one hundred feet.....Lb., \$1.00
To get the best results, inoculate peanuts with Farmogerm.

Pumpkin

The pumpkin is an excellent winter vegetable, keeping almost indefinitely, and easily grown if you can afford it sufficient room. It requires very little attention, and if planted in accordance with the cultural directions will look out for itself and yield an abundant crop.

Early Sugar—A round fruit of medium size, with a deep-orange skin and of the sweetest possible meat. The one also used for Jack o' Lanterns on Hallowe'en Night. Pkt., 10c; oz., 25c

Large Cheese—It is the ideal pumpkin for pies. Flat shaped and often measures 15 in. across the top. An exceptionally fine winter variety. Pkt., 10c; oz., 25c

One ounce will sow about twenty hills.

Garden Peas

Without doubt the most important vegetable in our garden, yet our success depends on carefully selecting the right sorts and planting them in the proper soil. Let us first consider the varieties. There are two distinct classes of extra early peas. You can easily distinguish them by the appearance of the seeds: one is round and smooth and the other is wrinkled. The round smooth sort is a few days earlier than the earliest wrinkled kind, but this slight advantage is more than offset by the superior quality, sweetness and tenderness of the wrinkled sort, and the fact that they can be cropped for an extended period, while the round variety must be picked all at once, as soon as they mature, to be palatable. Peas require a rich deep loam, friable and well manured with thoroughly decomposed stable variety. To grow the best peas one should prepare the trenches, dig them deep and manure freely at that time.

Of the wrinkled peas, there are a few which are so much ahead of the others that we have decided to offer but six sorts. These are croppers that follow one another in rapid succession so that if sown, all at one time, you will have a continuous supply of peas for nearly two months. For a late crop we suggest the Little Marvel, to be sown in August, as the only kind that will produce abundantly at that late stage of the season.

Blue Bantam—We consider this not only the earliest but the finest garden pea in existence. It ranks among peas as Golden Bantam does in Sugar Corn. It is the earliest of all peas, the most productive and, above all, the sweetest. Many of our friends do not want any other pea in their gardens, and in order to have succession of crops they sow a row once every two weeks. The pea is dwarfish and requires no support. Sow in rows 2 ft. apart. Pkt., 15c; lb., 50c; 2 lbs., 90c

If peas are wanted by Parcel Post, add 7 cents per pound East of the Mississippi and 12 cents per pound West.

Little Marvel—A remarkable variety, growing but 15 in. high, but produces enormous crops of peas about 2½ in. long, and filled with 6 or 7 large deep-green peas. In cropping, it follows by only a few days the Blue Bantam. It requires no support. Sow in rows 2 ft. apart. Pkt., 15c; lb., 50c; 2 lbs., 90c

If peas are wanted by Parcel Post, add 7 cents per pound East of the Mississippi and 12 cents per pound West.

Sutton's Excelsior—A splendid pea, growing 2 ft. high, but does not require any support. It follows the cropping of Little Marvel by about a week, and is extremely prolific in bearing wonderfully large pods filled with the choicest of peas. Sow in rows 2 ft apart. Pkt., 15c; lb., 50c; 2 lbs., 90c

To get the best results inoculate peas with "Farmogerm."

If peas are wanted by Parcel Post, add 7 cents per pound East of the Mississippi and 12 cents per pound West.

Thos. Laxton—A companion to the well-known variety Gradus, which most gardeners know. I prefer it to Gradus; it is more productive in the number of pods, and the pods are better filled. This, as well as Gradus, produces gigantic pods with enormous large seeds of unrivalled sweetness. In cropping, they follow Sutton's Excelsior within a week. These peas should be supported, for they grow 2½ to 3 ft. tall. Allow 3 ft. between rows. Pkt., 15c; lb., 50c; 2 lbs., 90c

If peas are wanted by Parcel Post, add 7 cents per pound East of the Mississippi and 12 cents per pound West.

Telephone—One of the main crop peas, growing 3 ft. high, which means that support should be given. A heavy cropper, with large pods, and peas of the finest quality. Allow 3 ft. between the rows.

Pkt., 15c; lb., 50c; 2 lbs., 90c

If peas are wanted by Parcel Post, add 7 cents per pound East of the Mississippi and 12 cents per pound West.

Champion of England—One of the oldest varieties in existence; one of the very best for the latest crop. The vines grow 5 to 6 ft. tall, and tall support should be given. An extremely heavy yielder, and one of the best paying crops. Allow 3 ft. between rows.

Pkt., 15c; lb., 50c; 2 lbs., 90c

If peas are wanted by Parcel Post, add 7 cents per pound East of the Mississippi and 12 cents per pound West.

The foregoing six varieties can all be sown at one time and yet crop in immediate succession, but if the season wants to be further extended, plant Blue Bantam and Little Marvel as the first planting—a week later sow Sutton's Excelsior and Thos. Laxton—and still a week later sow Telephone and Champion of England.

Within late years the green Aphis has played havoc with peas, and as a splendid remedy we suggest to spray the vines with Aphine as soon as they are fairly growing. As a preventive for mildew, we suggest spraying with Fungine as soon as the first sign of the disease shows itself.

Pepper

An important product of the garden, extensively used by our friends abroad and rapidly becoming appreciated on this side of the water. The "sweet" varieties are numerous, but the one we offer is listed because of its peculiar excellence and unvarying flavor. The other three sorts are equally satisfying in their way: the Pimiento for preserving; the Long Red Cayenne for spicing and pickling or other use where a very hot pepper is required, the Large Bell for stuffing and roasting.

Neapolitan—A large sweet pepper, both green and red.

Pkt., 15c; oz., 75c

True Pimiento—The true Spanish Pepper used for preserving. It is heart-shaped, of good size, some 3 in. in diameter, always smooth, thick-meated and void of pungency.

Pkt., 15c; oz., 75c

Long Red Cayenne—Pods long, slender, bright red; very hot.

Pkt., 15c; oz., 75c

Large Bell (Bullnose)—Large early red variety, with thick flesh and mild flavor.

Pkt., 15c; oz., 50c

One packet will produce fifty plants.

Potatoes

The market on potatoes continues so uncertain that we cannot offer anything definite at this time. To those who favor us with orders, rest assured we will do out utmost to procure the purest of strains and charge for them according to the market price.

Radish

Here is a plant that we have adopted from the French as our very own. The scarlet varieties are distinctively decorative and the crisp texture and pungent "bite" give a zest to the most jaded appetite. We offer a limited but very select assortment that we are sure will please.

Early Radish

Scarlet Button—The earliest variety, growing a perfect little globe of the brightest scarlet. Pkt., 10c; oz., 25c; 4 oz., 75c

French Breakfast—A variety growing about an inch and a half long, with a clear white pit at the base. Always tender and much liked. Pkt., 10c; oz., 25c; 4 oz., 75c

Icicle—A most unique radish, growing about 2½ in. long, tapering down to a point, and being pure white. Distinct in flavor, very mild and extremely tender. Never known to be pithy. Pkt., 10c; oz., 25c; 4 oz., 75c

Summer and Fall Radishes

By giving this a separate heading we are endeavoring to bring to the notice of the gardening public the relative merits of what is hardly known here. The roots are more like carrots in thickness and length; fully an inch through and about 4 to 5 in. long. These radishes are not intended to be eaten as the spring sorts, but they should be sliced to the extreme thinness and salted down fully 15 minutes before meal hour, when the salt water is thrown off, and without further dressing they are then served. The individual slices are then transparent, and they are as tender and delightful as any radish could be wished for.

Long, Black Spanish—The easiest to mature and can be cropped in Fall, and by sowing it two weeks apart can also be had late. Those which crop in October should be lifted and stored in sand for use in winter. Pkt., 10c; oz., 50c; 4 oz., \$1.50

White Strassburg—A large, white radish which, if sown in May or June, is ready for use in August or September—very good. Pkt., 15c; oz., 75c; 4 oz., \$2.00

One packet will sow a row of twenty-five feet. One ounce, seventy-five feet.

Japanese Radish

A monster radish unlike anything we meet in our domestic gardens. One root is enough for a large family and is used both cooked and raw. It grows with little care, the roots running from one to three feet in length, ten to thirty inches in circumference, and weighs from two to thirty pounds. Note carefully date of sowing, for each variety has a distinct season.

Long Nerima—Large and long (often 3 feet). The end is round, snowy-white and bright in color. Tender and sweet but not pungent. Used in all styles of cooking and pickling. In the Atlantic States sow early in July, on the Pacific Coast in early August and in the South in late August. Pkt., 20c; oz., 50c

Sakurashima—The largest sort in cultivation, often growing to thirty pounds. Is solid and of good flavor, exceedingly crisp and tender. Sow in the Northern States early in July, in California in late July and in the South about August fifteenth. Thin out well. Matures in about 120 days. Pkt., 25c; oz., \$1.00

One packet will sow a row of twenty-five feet.

Rhubarb

This is grown from roots and should be set out in April, allowing two feet of space between each plant. Put plenty of manure underneath each root, for it is a gross feeder; remove flower stalks whenever they appear.

Victoria—We offer strong clumps at.....25c each; dozen, \$2.50

Salsify—The Vegetable Oyster

A pleasing variation in table vegetables, with a unique and distinctive oyster flavor. The plant requires the entire season for growth, but it can be lifted and stored in November, or even may be left in the ground all winter, always ready when you want an appetizing change.

Mammoth Sandwich Island—This is the most productive and the largest rooted of the Salsify. White in color. Pkt., 10c; oz., 35c

One package will sow a row of twenty-five feet.

Scorzonera—The black-rooted Salsify with a distinct palatable flavor. Pkt., 15c; oz., 50c

Sorrel

How few people know this valuable salad plant. It can either be used raw or cooked into a most healthy spinach.

Large-leaved Franch—The finest sort. Pkt., 10c; oz., 25c

One package will sow a row of twenty-five feet.

Spinach

The most popular of all early spring and late fall, but one that you may enjoy all summer long if you plant in accordance with cultural directions. Spinach is rich in iron and other beneficial properties, and is therefore as highly prized for its tonic and medicinal virtues as for its food values.

Viroflay—This is the best all-around Spinach for early spring and fall and winter use. Pkt., 10c; oz., 25c; 4 ozs., 75c

Fuld's Savoy—The hardiest of curled leaved varieties, dark green in color. An excellent variety for home use. Pkt., 10c; oz., 25c; 4 ozs., 75c

New Zealand Spinach

This spinach is in a class by itself. It is unlike the foregoing sort in appearance, flavor and habit. One sowing in the springtime will bear continuously until frost, because the more you cut it the more it will grow again. Pkt., 10c; oz., 25c; 4 ozs., 75c

Japanese Spinach

Another distinct variety with large tender leaves and a high flavor. Easily grown and a heavy cropper. Pkt., 15c; oz., 40c
One packet will sow a row of twenty-five feet.

Summer Squash

These squashes grow in bush form, and do not produce runners as the winter squashes do.

White Bush Scalloped—This sort produces a flat, round fruit with scalloped edges of a creamy white color. The flesh is excellent in flavor. Pkt., 10; oz., 25c

Golden Summer Crookneck—An old favorite, fruit measures from 20 to 24 in., color deep orange with a crooked neck, should be picked when half grown. Pkt., 10c; oz., 25c

Winter Squash

These squashes have runners and fully 6 ft. must be allowed between hills. Otherwise they are grown like the bush squash.

Delicious—A variety resembling the well-known Hubbard, but having a deeper meat, and a much better flavor. Pkt., 10c; oz., 25c

One package will sow about ten hills.

Swiss Chard

Also called Asparagus and Spinach Beet. This delightful vegetable is usually catalogued under "Beets," but this is misleading as it grows no root. In appearance Swiss Chard grows like a giant-stalked and leaved beet, where the foliage is of a pale green. The heavy stalk, which is often called midrib, is almost white.

Lucullus—The best of all the sorts in cultivation.

Pkt., 10c; oz., 30c; 4 ozs., \$1.00

One ounce will sow a row of twenty-five feet.

Japanese (Fdanso)—Equal in flavor to any of our domestic varieties. It is a rapid grower with long, bright green, crumpled leaves, that are broad and thick. One packet will sow a row of twenty-five feet. Pkt., 25c

Tomato

For early crops, tomato seeds should be started in Fuld's Seedling Pots as early as the beginning of March, or a little later in hot-beds, or in April in cold frames. They should not be placed out-of-doors until the weather has become perfectly warm in May. To insure getting the most out of your plants we recommend that you grow them on single stalks and tie them to strong stakes. In this way you will be sure of perfect fruit and the maximum yield from each plant. "Vegetable Lore" shows in detail how this culture may be followed with success.

The Pierce Albino—The latest development in tomato perfection, originated by Mr. Alfred Pierce and grown exclusively for us. The fruit is smooth, ripens perfectly and when cut open shows a firm flesh, with no dividing cores. It is very early, yet is extremely large, specimens often weighing a pound. The plants are robust and disease-resisting. The fruit is void of the usual acids and can, therefore, be enjoyed by everyone.

Pkt. (25 seeds), 25c

Orange Sunrise—A cross between the best of red and yellow varieties, resulting in a round, medium-sized fruit of a bright orange color, of fine grain and exceptional flavor. It is extremely early and suitable for indoor or outdoor culture. While not generally known to the home gardeners, it is rapidly gaining popularity. Original packets, 50c

John Baer—One of the latest introductions, fruit very early, large, red, of sweet flavor; considered the best large red tomato. Pkt., 15c

Bonny Best—Another splendid sort for slicing, stuffing or stewing; extra early, bright red, very prolific. Pkt., 15c

Comet—A very early tomato, rather small, but perfect in coloring and form, and bearing large clusters of fruit. Next to "All-Fruit" this is the best tomato for the table, to be served either whole or sliced. Pkt., 15c

Crimson Cushion—Ideal for stuffing and baking. Pkt., 15c

Golden Queen—A fairly large fruit of a golden yellow color, especially suitable for serving as salad, as it has distinct flavor and looks most attractive. Pkt., 15c

Small Fruited Tomatoes for Preserving

Red Pear	Pkt., 10c	Yellow Peach	Pkt., 10c
Peach	Pkt., 10c	Yellow Pear	Pkt., 10c
Red Cherry	Pkt., 10c	Yellow Cherry	Pkt., 10c
Red Plum	Pkt., 10c	Yellow Plum	Pkt., 10c

Packets will produce about fifty plants.

Turnip

No vegetable list is complete without a selected assortment of turnips. The varieties we offer this year are rapid growers, heavy croppers, uniform in size, delicate flavor and free from "woodiness."

Purple Top Strap Leaved—This sort is used for the first crop in springtime, and the seed can be sown as early as April, provided weather conditions are right. The turnip is small and flat, but very tender and sweet.

Pkt., 10c; oz., 35c; 4 ozs., \$1.25

Extra Early Snowball—One of the earliest turnips in existence. Very tender, round, white, fleshy variety. Roots should be pulled when very young.

Pkt., 10c; oz., 35c; 4 ozs., \$1.25

Purple Top White Globe—The best all-season turnip, white underground and purple on upper half. Flesh is very white, tender and sweet. Keeps well.

Pkt., 10c; oz., 35c; 4 ozs., \$1.25

Yellow Globe—This is a fall variety, and seeds should not be sown until some time in June; 18 in. should be allowed between rows and 12 in. between plants. The turnip is fairly large and of a golden yellow flesh. One package will sow a row of twenty-five feet.

Pkt., 10c; oz., 35c; 4 ozs., \$1.25

Ruta Baga

A very large growing turnip, used for a winter crop; seeds should not be sown until June or July. Ruta Bagas are lifted the last thing in the fall or stored in pits or cellars for winter use. They are without doubt the sweetest of all turnips.

American Improved—One of the best yellow fleshed Ruta Bagas.

Pkt., 10c; oz., 35c; 4 ozs., \$1.25

Golden Neckless—Another popular sort, keeps well.

Pkt., 10c; oz., 35c; 4 ozs., \$1.25

Japanese Turnips

White turnips are a favorite fall and winter vegetable with the Japanese and the two varieties that we list are celebrated for their size, flavor and tenderness, quick to mature and free from woodiness.

Shogoin—Round and very large, often more than fifteen pounds in weight, pure white, solid and sweet. The best variety for midsummer planting, but will stand lots of cold weather.

Pkt. 20c; oz., 50c

Tokio Summer Market—One of the best for summer cropping. Flat, round, pure white and of excellent flavor. Sow seeds early in spring.

Pkt., 20c; oz., 50c

One packet will sow a row of twenty-five feet.

Udo-Salad

The U. S. Department of Agriculture for years recommended that this unique vegetable be grown more freely in American gardens.

A valuable Japanese vegetable grown in beds and cut like asparagus. Has been tested in every state of the Union, from Maine to California, and has been everywhere successful. At Arlington, Vt., seeds have produced shoots 6 ft. long with a heavy root system in a single season. While asparagus shoot tips only are edible, the whole of Udo stalk is stringless and tender. The shoots are delicate and white and beds continue bearing for 8 to 10 years without replanting. Sow in rows 3 ft. apart and thin out to stand 18 in. apart. You can cut the first year. Used for soups or boiled and served on toast with butter sauce, like asparagus. The favorite native way is to slice the shoots into shavings, chill on ice, and serve with salad dressing.

Pkt., 25c

Herbs

No kitchen garden can be called complete without a full collection of herbs. Besides being good to look upon, for many of them are decorative, they are very necessary for culinary and household uses.

"Vegetable Lore" contains a comprehensive treatise on the cultivation and use of herbs.

Borage—This plant resembles the flower called Anchusa in appearance; the large massive leaves are cut and served with salads; they have a fragrant odor which adds to the lettuce. The flowers draw the bees, and it is, therefore, a most useful plant. Pkt., 10c

Burnet—Its young, tender leaves are used in mixture with salad; they have a peculiar flavor, resembling that of cucumber. Pkt., 10c

Caraway—The seeds are used for seasoning bread, etc..... Pkt., 10c

Dill—The seed, which are borne in umbels, give forth an aromatic odor and a warm, pungent taste. They are used as a condiment, and particularly for pickling with cucumbers. Pkt., 10c

Lavender—The flowers are used to spread among linens. Pkt., 10c

Peppermint—The leaves and stems are used for flavoring. Pkt., 25c

Sage—One of the most popular herbs, used for seasoning. The plants are perfectly hardy and remain in the garden from year to year. The stalks are cut in the fall and hung up in midair, and thus can be used all winter long. Pkt., 10c

Summer Savory—The leaves and flowers are used extensively for flavoring, particularly in soups and dressings, and also with string beans. Pkt., 10c

Sweet Basil—The leaves are used for flavoring soups, stews and highly seasoned dishes. Pkt., 10c

Sweet Marjoram—The leaves and the ends of the shoots are esteemed for seasoning in summer and also dried for winter use. Pkt., 10c

Thyme—The leaves are used for seasoning. Pkt., 15c

One package will sow a row of twenty-five feet.

*"Just Delightfully
Different"*

FARM AND FIELD SEEDS

Barley

Beardless Spring—Free from beards, the earliest of all. 48 lbs. to bushel,
2 bushels to acre. **Market Price**

Buckwheat

Japanese—Earliest and most productive of the Buckwheats. 48 lbs. to
bushel, 1 bushel to the acre. **Market Price**

Field Corn

Golden Nugget (Flint)—Very early, large ears averaging 12 to 15 inches
long. 56 lbs. to bushel, 2 pecks to acre in hills, 3 bushels to acre broad-
cast. **Peck, \$2.00; bushel, \$5.00**

Longfellow (Flint)—Ears 8 rowed, often 14 to 15 inches long, with small
cob and deep kernels, very productive. **Peck, \$2.00; bushel, \$5.00**

Improved Leaming (Dent)—Large ears, deep grained, of a deep orange color.
Early maturing and a great yielder. **Peck, \$2.00; bushel, \$5.00**

Eureka (Fodder)—Plant grows from 12 to 15 feet in height. Very valuable
for ensilage or as a Dent Corn. **Peck, \$1.75; bushel, \$4.50**

Sweet Fodder (Fodder)—Succulent and nutritious for feeding green.
Peck, \$1.75; bushel, \$4.50

Oats

Selected Storm King—The heads measure from 8 to 10 inches. The kernels
are large, plump and heavy. Very early, produces a great length of
straw. Average yield 60 to 70 bushels to acre, 32 lbs. to bushel, 2 to 3
bushels to acre. **Peck, 85c; bushel, \$2.75**

Selected White Swedish—Greatest yield of any white oat. Straw is of
medium height and very strong. Grain is short skinned and pearly white.
Midseason. **Peck, \$1.25; bushel, \$3.25**

Clydesdale—A popular sort, early and productive. **Peck, 85c; bushel, \$2.75**

Rye

Spring—Excellent for a catch crop, may be sown later than other grains,
produces an abundance of green feed during summer. 56 lbs. to bushel.
Market Price

Winter Giant—Fast gaining popularity as a cover crop, produces abundant
crop of green feed very early. If allowed to mature yields a heavy crop
of grain and fine quality straw about July 1st. **Market Price**

Wheat

Spring—To be sown early for midseason crop.

Market Price

Winter—To be sown for late spring crop.

Market Price

Clovers

We offer the best varieties at Market Price.

"Trugreen" Lawn Seeds

A good lawn is absolutely essential to beautify your home grounds and furnish a suitable setting for your home and plantings. Every year to keep your lawn in first class condition it is necessary to fertilize and add fresh seed, both spring and fall.

Your first outdoor duty should be your lawn. Be prepared with proper fertilizers and "Trugreen" lawn seed.

What Is Essential to Make a Good Lawn?

A full foot depth of good loam. As a rule gardeners do not realize that it is a waste of money to buy expensive grass seeds unless we first build the proper foundation for it. Manure is not good for plowing in a lawn, for it encourages weeds; but instead we ought to embody leaf mould or humus, and such fertilizers as "Bone Meal" in fine form at the rate of 1,000 lbs. per acre. The grading must be carefully done so that there are no dents in which rain or snow can pool, for grass cannot live there. Before sowing the seed, the lawn must be rolled once. Sow the seed on a day when there is no wind, and always mix the seed with four times the quantity of "Pulverized Sheep Manure" and eight times the quantity of dry soil, so that when you sow it it sticks to the ground and does not blow in patches. Hold your hand low near the ground and after sowing roll twice over and then water carefully, and your work is done.

How much is required for a certain space? 10 lbs. for one acre. 2 lbs. enough for 20x25, or 500 square feet.

"Trugreen" Lawn Seed—Comprised of only fancy re-cleaned seeds of the better varieties of grasses in proper proportions to insure a mixture best suited to average conditions both for reconditioning and sowing new lawns. Per lb., 60c; 5 lbs., \$2.75; 10 lbs., \$5.00; 100 lbs., \$45.00

"Trugreen" Shady Mixture—Correctly proportioned of varieties which grow well in the shade or partially shaded areas.

Per lb., 65c; 5 lbs., \$3.00; 10 lbs., \$5.75; 100 lbs., \$50.00

White Clover—As a general rule it is not necessary to add white clover to grasses, for most soils will naturally produce it, without sowing it, but if you are fond of it, then sow it separately and do not mix it with the other grasses, as it is much heavier and does not mix well. Per lb., \$1.00

To those who have extraordinary soil and climate conditions we will gladly render expert advice as to varieties of grasses, mix them in proper proportions or furnish separate varieties. Prices on all varieties may be had on request.

"Trugreen" Seed for Golf Courses, Tennis Courts and Other Special Turf Requirements

To get the best results in such places it is necessary to know the locations, the kind of soil and other conditions to prepare an ideal blending for such.

We are prepared to offer suggestions and solicit inquiries.

We are in a position to furnish any and all separate grasses and will submit prices and samples on application.

*"Just Delightfully
Different"*

Standard Flower and Garden Fertilizer

Standard Flower and Garden Fertilizer is a superior plant food, in concentrated form, that may be used with equal success on house plants, in greenhouses or in the garden.

The analysis given below shows that Standard Flower and Garden Fertilizer contains all the essential elements in just the right proportion to produce a properly balanced and unusually highly concentrated fertilizer to meet all gardening requirements.

Standard Flower and Garden Fertilizer is odorless.

It is so strong that a mere pinch will intensely fertilize a house plant and a one pound package will serve two hundred square feet effectively. You can use it either dry or dissolved in water.

We offer Standard Flower and Garden Fertilizer with renewed assurance of its merit because of the universal commendations we have received from our customers who have had experience with it. Not only have we had no complaints, but they all agree that it would be difficult to find a substitute that would prove so successful in enriching the soil, promoting luxurious growth, increasing the yield and imparting a deep green color to the foliage and brilliancy to the flowers.

Analysis

Nitrogen	15 to 17 percent
Equiv. Ammonia	18 to 20 percent
Avail. Phos. Acid	10 to 12 percent
Potash (K ₂ O)	8 to 10 percent

Prices: ½ lb. pkg., 50c; 1 lb. pkg., 75c; 5 lb. pkg., \$2.00; 25 lb. bag, \$5.00

USE "FARMOGERM"

When sowing Beans, Peas and Peanuts, it will double your crop. Every seed of Sweet Peas should be inoculated with Farmogerm, it makes them grow better.

USE FARMOGERM on your seed to furnish Nitrates to the plants. It increases their growth and enriches the soil.

WHAT IS FARMOGERM? It is a culture of high bred nitrogen-fixing soil bacteria, sold in bottles ready for use and always fresh.

WHAT CROPS WILL BE INCREASED BY FARMOGERM? All legume crops—peas, beans, peanuts, lentils—and those crops which follow a legume benefit greatly, including cover crops.

WHAT RESULTS WILL IT SECURE? When the seeds sprout the bacteria enter the roots and make large supplies of nitrates, which benefit greatly the growing and other crops which follow. Soils can be built up to a high standard of fertility by this method at small cost and little labor.

BEANS. I want you to know how very highly I think of **FARMOGERM**, for I have used it since 1910. I preach it whenever and wherever I can. I wish you could have seen some Golden Wax beans I raised last Summer after using **FARMOGERM** on the seed. These were planted in ground where the pods had been specked the year before. The crop this year was particularly clean, only one small speck, after using your bacteria.

C. R. WARD, Northome, Minn.

SWEET PEAS. Last year I discovered a bottle of **FARMOGERM** four years old, and used it on my Sweet Peas. Think it only fair to tell you that I never had such wonderful growth of Peas in my life. The stems were unusually thick and long, flowers exceedingly large and brilliant, and were considerably above the ordinary height.

MRS. A. J. CARRIGAN, Little Falls, N. J.

HOW IS IT USED? It is only necessary to fill the bottle three-quarters full of water, shake thoroughly to break up the jelly and apply the contents to the seed. Then stir the seed until all are moistened, permit them to dry and then plant in the ordinary way.

FARMOGERM IS THE ORIGINAL STANDARD seed inoculant and has this great advantage—it is distributed in a bottle with patented ventilating stopper which permits the free access of air without contamination, thereby insuring long life to the bacteria.

WHAT DOES FARMOGERM COST? Bottles containing sufficient bacteria to inoculate seed for three acres, \$2.50; one acre, \$1.00; garden ($\frac{1}{4}$ acre), 50 cents.

*"Just Delightfully
Different"*

FULD'S NEW SEEDLING POT

Made of Cardboard
For Vegetables and Flowers


Especially Sweet Peas, Tomatoes, Cabbages, Cauliflowers, Egg Plants, Peppers, even for Early Corn, Early Cucumbers, etc.

Makes gardening a pleasure and assures us all greater success. Why? Because you sow the seeds directly into these pots—no transplanting—and when it is time to set the plants out of doors, you simply open the bottom of the pot by pulling slightly at the fold, and set plant and pot into the garden. Thus the roots are not disturbed and the plant will have no setback.

The pot is made of porous heavy paper-board, which will not decay before the plant is ready for the garden, but when planted with the plant will decay quickly and act as additional food, and so help two-fold.

Comes in two sizes: No. 1, 2x2 and 4 inches deep, and No. 2, 3x3x4. The extra depth is another merit, for the roots have more playroom and the plant does not become pot-bound.

It comes to you flat, so that 100 of these pots take up little space.



Directions for Use

Secure a flat $4\frac{1}{2}$ ins. deep and large enough to hold the desired quantity snugly. One side of the flat should be fastened only lightly, so at any time it can easily be removed. Cover the bottom of the flat with $\frac{1}{2}$ in. of good loam. Place your empty pots upon it and fill them with the same material, press it down so that finally the soil comes to within $\frac{1}{4}$ in. of the rim of the pots.

Now sow your seeds. Of the large seeds sow 3 in a pot; of the fine, sow carefully that only few will appear growing afterward, and cover these with the finest of sifted soil, so that the seeds are barely covered. Then water carefully with "Fuld's Ideal Watering Pot"—a new pot with a new rose. This should be in possession of every gardener, for no longer will you disturb your seedling. Price, \$5.50.

Now place your flat in good light and heat, and water carefully every day until the seeds germinate. Then put in a cooler spot—50 degrees at night and 60 at day—and when the plants are progressing and have 4 or more leaves each, pull up all except one in a pot. Of course, you retain the strongest one and put flat as it is into the cold frame. Here you water again carefully until you are ready to plant out of doors.

If you have no cold frame, just keep the flat in the house until you are ready to plant out of doors. Then take your whole flat to the garden, remove the side which is loose, and now you will find it easy to remove each pot without injury to the plant.

So do we progress, with less work for us and better conditions for our little garden infants.

The most remarkable and popular feature of this pot is its popular cost, namely:

Size No. 1 — 2x2x4 \$1.50 per 100; \$12.00 per 1,000;

Size No. 2 — 3x3x4 \$2.00 per 100; \$17.00 per 1,000;

500 at 1,000 rate; 25 at 100 rate

At these prices purchaser pays expressage. If wanted by Parcel Post, please note that 100 pots, size 1, weighs 3 lbs. and 100 pots, size 2, weighs 6 lbs. Add 7c per lb. if east of Mississippi and 12c per lb. if west.

Now you ask, "What seeds can I use with these pots?" Foremost are the following:

Flowers: Sweet Peas, Snapdragons, Asters, Calendula, Cosmos, Annual Larkspur, Marigold, Nicotiana, Pentstemon, Pansy, Petunia, Phlox Drummond, Salpiglossis, Salvia, Scabiosa, Stocks, Verbena, Zinnias.

Vegetables: Tomato, Egg Plant, Pepper, Parsley, Cabbage, Cauliflower and Brussel Sprouts.

Fuld's Unique Garden Stakes

It matters not how little there is in your garden, if the grass is cut and the edges neatly trimmed, your hedges pruned and every plant which needs it is **staked**—then your garden is beautiful and **orderly**.

The usual stake offered by seedsmen, as a rule, is entirely too clumsy and conspicuous to look well; a garden is not an exhibition hall for stakes, but rather a home for flowers.

A stake is needed to support a plant against winds and storm, but not to be more showy than the plant.

We are offering herewith a Japanese Bamboo cane of extreme sturdiness, not thicker than a pencil, perfectly straight and dyed green.

Sizes and Prices

18 in. tall.....	\$0.30	\$2.00
24 in. tall.....	.35	2.50
30 in. tall.....	.40	3.00
36 in. tall.....	.50	3.50
42 in. tall.....	.60	4.00
48 in. tall.....	.65	4.50

These stakes are ideal for Snapdragon, Annual Larkspur, Salpiglossis, Nicotiana, Scabiosa, Delphinium, Digitalis, Monkshood, Hardy Aster, Gladioli, Anchusa, etc.

Stakes should not extend above the plant but rather below the flower. Some plants require several stakes to make them look natural. Do not tie plants so they look stiff, but retain their natural grace as much as possible. Use raffia or soft twine for tying.

Complete Offer of
Annual Flowers from Seed

A BOUQUET

She is the daughter of May,
The hiding arbutus of flowers,
That brings to the dreariest day,
Springtime's sunniest hours.

The Maytime shines in her eyes;
That guide was ever my choice.
And often I'm dumb with surprise,
At the Maytime in her voice.

For she is the Queen of the May,
And rules all the world for me,
Forever more and a day,
In a kingdom close by the sea.

—From "*Outdoors and In.*"

Annuals bloom the first year they are sown.
The first hard frost in the fall kills them.

EXPLANATION OF ORIGINAL CULTURAL DIRECTIONS FOR FLOWERS

The flower seeds and plants we offer our patrons for 1922 have all been selected with the utmost care and under favorable conditions, and with due attention to the cultural directions should prove eminently satisfactory.

Certain definite basic information concerning these seeds and plants has been indicated at the top of each card in the following manner: (1) Annual, biennial, perennial. (2) Where to sow and when; hb., Hot-bed or seed-flat in dwelling; cf., Cold frame; g., Garden. (3) Distance apart in final planting in the garden. (4) Flowering time. (5) Height. (6) Color.

For example, on the cultural card for Midsummer Cosmos you will find: (1) Annual. (2) hb., March; cf., April; g., May. (3) One foot. (4) July, until frost. (5) Four feet. (6) Varied.

*"Just Delightfully
Different"*

"FLOWER LORE"

By MAURICE FULD.

An invaluable guide and handbook of ready reference for the flower gardener, written by Mr. Maurice Fuld, who was a flower enthusiast as well as a recognized authority on flower culture, and complete with the sort of information that enables you to get the most satisfying results from your efforts in the garden.

"Flower Lore" tells you, in a way that is easily understood, even by the amateur, all you wish to know about the practical growing of Roses, Perennials and Annuals, in a manner so "delightfully different" that the very beginner can follow the best of professional practice in the home garden.

There are four complete volumes of "Flower Lore," each volume containing twelve numbers and complete index.

Single volume of "Flower Lore," in loose numbers.....	\$1.25
Single volume of "Flower Lore," in binder.....	2.00
Complete set of four volumes in separate binders.....	8.00

"Vegetable Lore," a unique manual of practical information for the vegetable gardener, in three volumes, of twelve numbers each, is now ready for distribution.

Single volume of "Vegetable Lore," in loose numbers	\$1.25
Single volume of "Vegetable Lore," in binder	2.00
Complete set of three volumes, in separate binders.....	6.00

5010. Fuld's Charming Blue Salvia



Salvia Farinacea

Of all the plants and flowers listed in "My Garden Favorites," the one that aroused and retained Mr. Maurice Fuld's most complete enthusiasm was *Salvia Farinacea*. He undoubtedly had a great part in the popularizing of this delightful flower, and thousands of garden lovers feel that they owe to him a debt of gratitude for reminding them of the beauty and decorative value of this old, but ever new, emergency bloom.

Blue is a color that never clashes, so that you need not be afraid to plant it next to any other color. The additional advantage of this charming plant is its long season of bloom, for it will remain in perfect bloom from July until frost. You can plant it anywhere; it grows from two to three feet high and occupies from eight to twelve inches in width. Its color is the most lovely pale cloudy blue, a tone reflection of the sky on an early summer's morning. Its characteristics are similar to red salvia, except in color and refinement.

Its Culture: To get the full value of this plant it should be started in the house from January till March, or in the hotbed in March and transferred to little pots and again to larger ones until you are ready to plant it out. You can also sow it in a seedbed in the garden, but then it will not bloom until September.

How to employ it:

Suppose you have a solid bed of lovely pink *Petunias* or of pink annual *Phloxes* or *Snapdragons* or *Asters*, and you plant this salvia every two feet amongst them. Can you see the wave of heavenly blue floating over the carpet of pink all summer? Now, go further in your imagination and let the cool summer breezes carry the flower spikes to and fro, like a fleeting cloud against the sky; surely you will be thrilled.

Another picture: Plant a bed solid with *Salvia* and edge it with *White Alyssum* or *Blue Ageratum* or pink *Petunias* or pale yellow *Phlox Drummondii*. If this is desired, set the plants a foot apart and pinch them back twice—once directly after planting, and again a month afterwards, and this produces compact growing plants only 18 inches high and completely flowering covered with blooms.

If planted between earlier flowering perennials, do not pinch back, but let grow natural.

Another combination: Through a solid bed of *Salvia* plant *Pale Yellow Gladiolus* 18 inches apart. You will be enraptured by the beauty when both are in bloom.

Although this *Salvia* is treated here as an annual, it is absolutely hardy from Philadelphia South, but in Northern climates it needs protection during the winter by cutting the plants down late in October and to cover them with 6-inch thickness of leaves and straw.

Although *Salvia Farinacea* was a crop failure in 1920 our growers promise plenty of seed for 1922.

Seeds (Large Pkt.), 50c Per $\frac{1}{8}$ oz., \$2.00

To accommodate those who have not the facilities to raise plant from seeds we offer:

Strong Pot-Grown Plants.

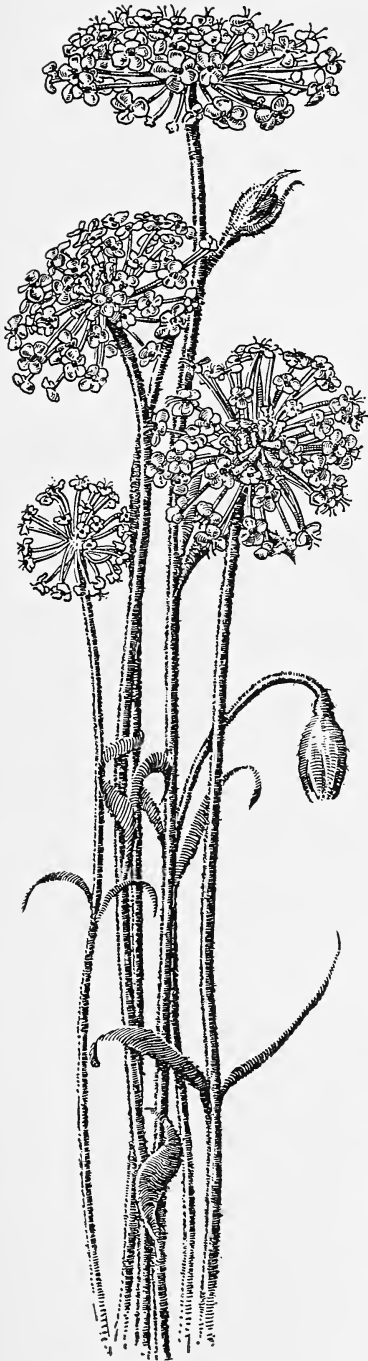
\$3.50 per dozen; \$25.00 per 100

Learn how to grow Vegetables
right; read "Vegetable Lore"

Please use enclosed
Order Form

*"Just Delightfully
Different"*

Fuld's New Blue Lace Flower



2/3 Actual Size

For several years some enterprising florist near New York has furnished to the flower shops on Fifth Avenue a charming blue flower to which he gave the name of "Blue Lace Flower." Not a bad name at all, rather alluring and appropriate, for the flower resembles the Queen Anne's Lace, of which every one is fond.

Flower lovers and commercial growers have vainly attempted for some time to identify the flower or procure seeds, but it was not until Mr. Fuld discovered the botanical name and fortunately located a supply of seed that it was possible to put this "Just Delightfully Different" flower before the home gardeners of the country.

It is a common annual and easily grown out of doors. Sown in May in a well prepared soil in single rows it should be thinned out as soon as the plants are up and a space of twelve inches should be allowed for a single plant. It will begin blooming by July and continue to bloom until September. When the plants are about eight inches high the tops ought to be pinched off so as to produce a bushy growth. The plant will attain a height of fifteen to eighteen inches and have quantities of lovely blooms. The stem is very slender and each stem produces a humble flower of the most exquisite clear lavender blue.

The flower should be freely cut, for the more it is cut the more it will bloom. As a lasting flower it has no rival, the blooms remaining bright and fresh from eight to ten days and in the meantime the buds will unfold.

Please Note: Seed takes ten days or more to germinate.

Seeds, per packet, 50c

Fuld's New Snapdragon (Antirrhinum)

295. Fuld's "Aristocrat" Snapdragon

The most lovely pale coral pink flower in existence; of tall, stately growth and unusual health. Seeds can be depended upon to produce a large percentage of plants true to its color. A more beautiful snapdragon has never enhanced our gardens. Pkt., 25c

290. Fuld's Silver Pink Snapdragon

A fairly dwarf grower (15 in.), flowering exceedingly free in a clear, pale pink; a very chaste and delightful color. Pkt., 25c

305. Snapdragon "Princess Patricia"

Exquisite pale rose; overlaid salmon. Pkt., 25c

310. Snapdragon "Moonlight"

Golden apricot and old rose; a rich pastelle tint; most decorative when cut. Pkt., 25c

SPECIAL OFFER—One package each of the following four New Snapdragons for a total of..... 75c

Fuld's Remarkable New Asters for 1922

720. Aster Purple Beauty

A monster in size, being borne on tall stout stems, the form that of a perfect rose; very dull and double; the color a rich deep purple; individual stems from 15 to 20 inches in length, and a longer flowering season than any other aster. Being a late blooming variety, plants should be set out early (about May 15) to give it a longer season of growth, and it will continue blooming until destroyed by frost. Pkt., 25c

721. Aster Rose Beauty

Carmine rose color. Pkt., 25c

722. Aster Lavender Beauty

A beautiful soft lavender. Pkt., 25c

723. Aster Pink Beauty

Delightful shell pink. Pkt., 25c

Fuld's New Giant Aster

This is an aster of a distinct new class.

The plants grow about 2 feet high, with a low branching habit. The flowers, which are borne on non-lateral stems, are full and of immense size. The petals are curled and incurved, giving the appearance of a cross between the "Plume" and "Branching" Aster forms.

In effect they are charming.

- | | | |
|-----|--------------------|-----------|
| 725 | Pure White..... | Pkt., 25c |
| 730 | Light Blue..... | Pkt., 25c |
| 735 | Dark Blue..... | Pkt., 25c |
| 740 | Lavender Pink..... | Pkt., 25c |

750. Fuld's New Aster "Victory"

The most glorious of all the new asters. In form it is a giant ostrich feather with exquisitely formed flowers of long curling petals. It attains a height of 2 feet, and the color of blooms is absolutely distinct. A bright fresh pink—true and pure—without the inkling of a strange tint. We consider it the only true pink aster ever grown. It is robust and will withstand many of the diseases to which the aster is usually subjected. Pkt., 25c

SPECIAL OFFER—One packet each of the foregoing Asters.....\$1.50

Fuld's Remarkable Zinnias for 1922

Zinnias are today the most popular of all garden flowers, for they are so thankful for the little we do for them. They succeed so easily under all conditions and give us a wealth of bloom from June until frost.

The novelties we offer herewith are remarkable for their new departures.

6122. Fuld's "Coral Queen" Zinnia

For years all our friends have told us, "There is a beautiful shade of pink amongst Zinnias. If we could only get it alone."

Well, here it is—and more than that, it comes almost all true—a shade of the most exquisite coral pink. The type is semi-tall—say 18 in. high—and covered with fairly large blooms all through the season. One of the finest cut flowers. Pkt., 25c

6210. Fuld's "Buff Queen" Zinnia

Perhaps of late you have encountered yourself amongst "Fuld's Perfect Zinnias" an occasional plant of a most wonderful shade known artistically as "buff," and we are sure you have prized it, for you cannot help to admire it on first sight. The flowers are gigantic—6 to 7 in. across—and perfectly double. We have now succeeded to segregate this color, and offer it for the first time in 1920. Pkt., 25c

6212. Fuld's New Dahlia Flowered Zinnia

Here we have an entirely new form of flower. The petals are fluted like a flat show dahlia, and if placed amongst dahlias in a vase you cannot tell them apart; the flowers are large, but not gigantic, and are borne extremely free. They appear in an assortment of colors only. Pkt., 25c

6215. Fuld's Zinnia "Golden Pheasant"

This remarkable and distinct class of Zinnia will surely delight our patrons.

The flowers being gigantic, of a deep, golden yellow, with a well-defined tip of maroon on each petal. Pkt., 25c

Very striking and most artistic.

6218. Fuld's New Zinnia "Picotee Mixed"

A "Delightfully Different" Novelty. The flowers are Giants and double. All shades of color will be found in this type, but with the lower end of each petal distinctly tipped with maroon, pink, etc. Pkt., 25c

6220. Fuld's "New Victory" Zinnias

The most remarkable of all new Zinnias; the form is so distinctly different that one would not recognize it as a Zinnia, except by the foliage and growth. Is it pretty? Decidedly so, for otherwise we would not offer it to you. The petals of the flower are very narrow and, in addition, they are fluted and quilled right to the base. They resemble the center of an anemone flower more than anything else. "Showy" is not the right word, for they are magnificent. Many of the petals are reflexed, showing a different color on the inside.

Colors onlyPkt., 25c

6225. Fuld's New Rose King

An introduction from England. The introducer says: "To this splendid race of Giant Zinnias we are pleased to be able to add, after much care and selection, a variety bearing flower of a beautiful carmine-rose tint—a color which did not hitherto exist in this section."

Original packet, 35c

SPECIAL OFFER—One packet each of the foregoing seven new Zinnias for a total of.....\$1.50

3100. Fuld's Pansies Perfection Supreme

This strain is supreme because the form is perfect and the colorings are unapproachable. In offering Perfection Supreme we are introducing for the first time a charming surprise in pansies, the most delightful collection ever brought together. We promise you in this novelty delights you have never enjoyed before.

Pkt., 50c; large pkt., \$1.00

Fuld's Marvel Cosmos

This new Cosmos is a great advance in the improvement of the "Mid-summer Giant" type, and has been accomplished by reselection, not only as to perfection of bloom, color, etc., but particularly as to habit of plant, for the habit of plant varies greatly, which is a great disadvantage. "Fuld's Marvel Cosmos" is the latest word in "Summer Cosmos," and the only way to prove this statement is to try them. We offer them in separate colors only.

- No. 1575. — — — Apple Blossom Pink.....Pkt., 25c
No. 1580. — — — Deep LavenderPkt., 25c
No. 1585. — — — Pure WhitePkt., 25c

New Double Cosmos

For several years double forms of Cosmos have been offered, but really they were a disappointment. What is offered here is fully double, extending to the extremity of the flower. They resemble Pot Marigolds in form. They are late blooming.

- No. 1660. Lavender PinkPkt., 25c
No. 1662. Pure WhitePkt., 25c
No. 1664. CrimsonPkt., 25c

New Double Crested Cosmos

A new race of double crowned and crested Cosmos of most dainty and exquisite appearance. We offer the following three shades:

- No. 1666. — Pink Beauty.—A delightful shade of soft pink. Pkt., 25c
No. 1667. — White Queen.—Pure white. Pkt., 25c
No. 1668. — Crimson King.—Dark crimson. Pkt., 25c

Klondyke Cosmos

Distinct from other types of Cosmos, having foliage very similar to the hardy Chrysanthemum.

- No. 1665. Decided OrangePkt., 25c

Ageratum (Floss Flower)

A very popular bedding plant, being solidly covered with fine, feathery flowers, creating a carpet effect in the gardens. The foliage is dense, but is hardly seen when the plant is in bloom. All flowers should be carefully removed before going to seed, for otherwise the total effect would be much marred by the brown seed tops. The shades of bluish-lavender one finds among these plants are better than usual. Being a half-hardy annual the seed should be sown from January until April, either in the house or in the hotbed. It could also be sown outdoors in May, but no flowers would then appear until late in the fall. Allow 12 inches of space for each plant.

- No. 100—Blue Perfection. A very compact growing plant with large flower heads of a beautiful bluish lavender. Plants grow 12 inches high; fine for bedding or cutting. ¼ oz., \$1.00; pkt., 10c
No. 105—Little Dorrit. Extra dwarf, azure blue. ⅓ oz., 75c; pkt., 15c

Sweet Alyssum

Every beginner includes this popular flower in his first selection, and it is good that he does, for it seldom fails. It requires least care of all, will flourish in all kinds of soil, may be sown where it is wanted, will flower within six weeks after sowing, and remain in bloom until frost. Its sweet fragrance commends it to all. For edges of beds, or for vases, indeed, for all kinds of spaces in the garden, it is a gem. Rockeries depend on it for color effect at certain seasons of the year. For the same reason it is frequently used in hardy borders to cover the spots where Darwin Tulips flowered previously. As a ground cover for beds of Gladiolus it is stunning in effect. It is advisable to purchase Sweet Alyssum seed by the ounce or pound and apply it to every dull spot in the garden. Sow seeds sparingly to avoid the extra work of thinning out the young plants.

No. 150—Snowdrift. What is known as the tall growing Sweet Alyssum attains a height of 12 to 15 in. and has a tendency to fall over, hence it covers a larger space and is particularly well adapted for vases and hanging baskets, but fully as popular for edging walks or flower beds. Pkt., 10c; oz., 50c; lb., \$7.00

No. 155—Ribbon of Snow. The best variety for edging beds, as the plants grow very erect and only 4 in. high. The plants bloom when quite young and are a complete mass of snowy white blossoms from earliest summer until the last days of autumn. One ounce will sow a line of fifty feet. Pkt., 15c; oz., 60c; lb., \$8.50

Fuld's Famous Antirrhinums (Snapdragon)

A half-hardy perennial. Seeds, therefore, should be sown either in the house from February on or in hotbeds from March onward. Snapdragons belong to the aristocrats of the garden. They appear in the most pleasing shades, are extremely stately in appearance, and useful in unlimited degree, being applied both for bedding and cutting purposes. The pretty flowers, which completely encircle the stout stem to fully a foot to 18 in. at the top, are very large and from their form their name has been derived. Seed pods should never be allowed to form on flower stalks after blooming and should be promptly removed. Snapdragons flower continuously from July till frost.

No. 250. — Snowy White. This special strain, grown by an American specialist, we can recommend to produce a wonderful percentage of true-colored plants Pkt., 20c

No. 260. — Pale Yellow Pkt., 15c

No. 270. — Deep Yellow Pkt., 20c

No. 280. — Blushing Bride. Delightful pale pink, with white throat. Pkt., 15c

No. 290. — Silver Pink. Pale pink, clear. Pkt., 25c

No. 295. — Fuld's Aristocrat (Novelty). Coral pink. Pkt., 25c

No. 300. — Fuld's Favorite. A true, delicate salmon pink, enhanced by a suggestion of gold. This is one of the most charming tints. Pkt., 20c

No. 305. — Princess Patricia. Pale rose Pkt., 25c

No. 310. — Moonlight. Golden apricot and rose. Pkt., 25c

No. 315. — Mauve Beauty. Dwarf, delightful rosy mauve. Pkt., 25c

No. 320. — Blood Red. The dark stems only accentuate the rich color. Pkt., 15c

No. 330. — Rich, Ruby Pink. A new artistic coloring. Pkt., 15c

No. 335. — True mahogany color Pkt., 25c

No. 340. — Fuld's discriminate assortment of all delightful tints. . . . Pkt., 15c

Fuld's Magnificent Asters

There are some garden flowers whose effect when in bloom borders on the spectacular. When we think of asters, we see a glorious blaze of color in the garden and at once we think of the early fall, for that is the season of the Asters. But not only are they effective garden plants, they are one of the most lasting cut-flowers. Unfortunately, Asters do not flourish in all soils or locations, but wherever they do succeed they are simply glorious.

Fuld's Autumn Advance Asters

This is the first to bloom, and even sown outdoors, will show blooms in July. Unlike those usually offered, the form of the flower is of the graceful "feathery" type, and the size of the bloom is nearly equal to the best of the late ones.

No. 500—Pure White	$\frac{1}{8}$ oz., 75c; pkt., 15c
No. 505—Shell Pink	$\frac{1}{8}$ oz., 75c; pkt., 15c
No. 510—Rose Pink	$\frac{1}{8}$ oz., 75c; pkt., 15c
No. 515—Lavender	$\frac{1}{8}$ oz., 75c; pkt., 15c
No. 520—Purple	$\frac{1}{8}$ oz., 75c; pkt., 15c
No. 525—Fuld's Chaos of Gaiety in assorted colors.....	$\frac{1}{8}$ oz., 75c; pkt., 15c
Collection of 1 pkg. each of 5 separate colors.....	50c

Fuld's Plume Aster

The flower is perfection in form, size and every other feature. It is of midseason blooming, showing off well in August. Fine long stems for cutting.

No. 550. — Purest White. Gigantic blooms.....	$\frac{1}{8}$ oz., \$1.25; pkt., 20c
No. 552. — Shell Pink	$\frac{1}{8}$ oz., \$1.25; pkt., 20c
No. 555. — Rose Pink. A delightful shade.....	$\frac{1}{8}$ oz., \$1.25; pkt., 20c
No. 562. — Lavender Pink	$\frac{1}{8}$ oz., \$1.25; pkt., 20c
No. 565. — Clear Lavender	$\frac{1}{8}$ oz., \$1.25; pkt., 20c
No. 570. — Dark Blue	$\frac{1}{8}$ oz., \$1.25; pkt., 20c
No. 572. — Sky Blue	$\frac{1}{8}$ oz., \$1.25; pkt., 20c
No. 573. — Royal Purple	$\frac{1}{8}$ oz., \$1.25; pkt., 20c
No. 575. — Fuld's Self-Assortment of Shades.....	$\frac{1}{8}$ oz., \$1.25; pkt., 20c
Collection of 1 pkg. each of 8 separate colors.....	\$1.25

Fuld's Late Branching Aster

This is the latest to bloom, throwing up majestic spikes 2 to 3 ft. high with monstrous flowers of a perfect rose form; the best of all for cutting and garden effect. It comes in bloom after all others have gone.

No. 600. — Pure White	$\frac{1}{8}$ oz., \$1.00; pkt., 15c
No. 602. — Shell Pink	$\frac{1}{8}$ oz., \$1.00; pkt., 15c
No. 605. — Rose Pink	$\frac{1}{8}$ oz., \$1.00; pkt., 15c
No. 607. — Peach Blossom	$\frac{1}{8}$ oz., \$1.00; pkt., 15c
No. 610. — Bright Rose	$\frac{1}{8}$ oz., \$1.00; pkt., 15c
No. 615. — Clear Light Blue	$\frac{1}{8}$ oz., \$1.00; pkt., 15c
No. 620. — Lavender	$\frac{1}{8}$ oz., \$1.00; pkt., 15c
No. 625. — Dark Violet	$\frac{1}{8}$ oz., \$1.00; pkt., 15c
No. 630. — Purple	$\frac{1}{8}$ oz., \$1.00; pkt., 15c
No. 635. — Rainbow's Rivals. An assortment of colors	$\frac{1}{8}$ oz., \$1.00; pkt., 15c
Collection of 1 pkg. each of 9 separate colors.....	\$1.00

Aster "Just Delightful"

Its name you will repeat the moment it greets you. It is in our estimation the peer of all Asters. In form it is an aristocrat, so exquisitely perfect in outline and all other details. Its color—a perfect dream. Its flowering season—early in August.

No. 700. — Pkt., 20c

Beauty Asters

Very large in size, being borne on tall stout stems, the form that of a perfect rose; very dull and double; individual stems from 15 to 20 inches in length, and a longer flowering season than any other Aster. Being in late blooming variety, plants should be set out early (about May 15) to give it a longer season of growth, and it will continue blooming until destroyed by frost.

- No. 720. — Purple Beauty. Rich, deep purple..... Pkt., 25c
No. 721. — Rose Beauty. Carmine rose..... Pkt., 25c
No. 722. — Lavender Beauty Pkt., 25c
No. 723. — Pink Beauty. Shell pink..... Pkt., 25c

New Giant Aster

The plants grow about 2 feet high, with a bow branching habit. The flowers, which are borne on non-lateral stems, are full and of immense size. The petals are curled and incurved, giving the appearance of a cross between the "Plume" and "Branching" Aster forms.

- No. 725. — Pure White Pkt., 25c
No. 730. — Light Blue Pkt., 25c
No. 735. — Dark Blue Pkt., 25c
No. 740. — Lavender Pink Pkt., 25c

750. Aster Victory

For full description see Page 42.

Pkt., 25c

Single Marguerite Asters

Single Asters resemble daisies, but have more texture and are really most charming either as a garden effect or for cutting; they should be grown by everyone.

- No. 800. — Pure White Pkt., 15c
No. 805. — Pale Pink, like Apple Blossoms..... Pkt., 15c
No. 810. — Bright Rose Pkt., 15c
No. 820. — Light Blue Pkt., 15c
No. 825. — Violet Pkt., 15c
No. 830. — Mauve Pkt., 15c
No. 835. — Assorted Shades Pkt., 15c
No. 840. — GENERAL JOFFRE. New intense crimson scarlet. Pkt., 25c
Collection of 1 package each of the first six, separate colors, 75c

Arctotis Grandis

The plants are of branching habit, with long stemmed Marguerite-like flowers of pearly white with blue disc in center and a narrow gold band; petals are lilac on reverse side. An excellent cut flower lasting from eight to ten days. Pkt., 25c

Balsam (Lady Slipper)

Easy growing, hardy annuals of quick growth. Sown out of doors in May, they are in full bloom in July. They should have fully 2 feet of space. A very stout, fleshy stalk, growing 18 inches high, branches freely from the base, and from each leaf axle emanate a number of extra double, camellia-shaped blooms, which average 2 inches in diameter. As the foliage is quite dense, many of the flowers are hidden by it; where it does not involve too much labor, remove the leaves, so as to show the full grandeur of the blooms.

- No. 1000. — Pure WhitePkt., 15c
 - No. 1005. — Clear Salmon PinkPkt., 15c
 - No. 1010. — Flesh PinkPkt., 15c
 - No. 1015. — VioletPkt., 15c
 - No. 1020. — Pale Primrose Yellow (New).....Pkt., 20c
 - No. 1025. — Assortment of All Shades.....Pkt., 10c
- Collection of 1 pkg. each of five separate colors.....60c

Brachycome (Swan River Daisy)

Dwarf growing with daisy-like flowers, which completely cover the plant the greater part of the summer, suitable for edgings, borders and pot culture. Nine inches tall.

- No. 1030. — Iberidifolia. bluePkt., 10c
- No. 1035. — Iberidifolia Alba, pure white.....Pkt., 10c

Calendula (Pot Marigold)

A most popular hardy annual. From a pretty solid foliage close to the ground rise numerous stout flower-stems to the height of 12 inches, terminating in a large, flat double aster-like flower, splendid for cutting. The glorious shades of gold, orange, lemon and cream white can be used most effectively in the garden, provided the flowers are not allowed to go to seed; they are in bloom from June until November without interruption. The easiest method of sowing them in the garden is to place three seeds 12 inches apart, and if all come up, remove the weakest ones and allow only one in each place.

- No. 1100. — All shades of Yellow, assorted.....oz., 75c; liberal pkt., 10c
- No. 1105. — Lemon Queen. Pale Yellowoz., 75c; liberal pkt., 10c
- No. 1110. — Prince of Orange, deep golden, striped white.
oz., 75c; liberal pkt., 10c
- No. 1115. — Orange King, deep golden, pure.....oz., 75c; liberal pkt., 10c

Calliopsis (Coreopsis)

Hardy annuals of easiest possible culture and of a graceful, airy habit of growth. Plants grow to a height of 2 ft., are bushy in form and have fine, wiry swinging flower-stems, which branch tree-like and are crowned with open large flower-heads, composed of medium size single daisy-like flowers. The entire crown of the plant is one sheet of colors. Seeds are best sown out of doors during the month of May, and the young plants should be set at least 12 in. apart to give room for development.

- No. 1150. — Drummondi, large pure golden flowers.
¾ oz., 30c; liberal pkt., 10c
- No. 1160. — Wine Red, with velvety texture on petals.
¾ oz., 30c; liberal pkt., 10c
- No. 1165. — Gay Assortment of all colors.....oz., 40c; liberal pkt., 10c

Candytuft (Iberis)

Very popular dwarf-growing annual, valued as an edging plant, as well as for cutting. Seeds sown thinly need no transplanting or thinning out. They resemble Sweet Alyssum in a degree, but the plants, as well as the flowers, grow more open and larger.

- No. 1200. — Fuld's Pearl, the most perfect white Candytuft in existence, splendid for cutting.....oz., \$1.25; pkt., 15c
No. 1205. — White Column, ideal for bedding or edging...oz., 50c; pkt., 10c
No. 1210. — Roseoz., 75c; pkt., 15c
No. 1220. — Crimsonoz., 75c; pkt., 15c
No. 1225. — Lavenderoz., 75c; pkt., 15c
No. 1230. — Dark Purpleoz., 75c; pkt., 15c
No. 1232. — Flesh Coloroz., 75c; pkt., 15c
No. 1235. — Blending of All Colors.....oz., 50c; pkt., 10c
Collection 1 pkg. each, 7 separate varieties.....85c

Centaurea

Cornflower, Bachelor Buttons, Ragged Sailor or Bluet

Extremely popular annual requiring little or no care and flowering within eight weeks from the date of sowing. Its free and uninterrupted flowering habit, its tendency to branch freely, and its value as a cut-flower as well as a garden decoration is responsible for its popularity.

Single Cornflower

- No. 1300. — True Blue, the true blue single Bachelor Button, excellent for naturalizing in fields, meadows or gardens.
oz., 35c; liberal pkt., 10c
No. 1315. — Blending of all colors.....oz., 30c; liberal pkt., 10c

Fuld's Improved New Double Cornflower

The double form of this popular flower was no doubt a great improvement over the single, but it has been a disappointment, for so many plants raised from seeds produced single blossoms, and so we were greatly delighted to find a source where we could procure seeds of this novelty which would come true. We offer and recommend this with absolute confidence as a gem for the garden. If you wish a cut-flower, this is your choice.

- No. 1325. — True Blue.....oz., 60c; ½ oz., 40c; pkt., 15c
No. 1330. — Fuld's Enchantress (see Novelties), delicate pink.
oz., \$1.00; ½ oz., 60c; pkt., 25c

Giant Sweet Sultans

The finest of all the Sweet Sultans. Delightfully sweet scented and of artistic shape, the flowers are borne on long stems. An ideal cut flower.

- No. 1350. — Pinkoz., \$1.00; pkt., 15c
No. 1360. — Pale Yellowoz., \$1.00; pkt., 15c
No. 1365. — Whiteoz., \$1.00; pkt., 15c
No. 1370. — Light Blueoz., \$1.00; pkt., 15c
No. 1375. — Pale Lavenderoz., \$1.00; pkt., 15c
No. 1380. — Deep Purpleoz., \$1.00; pkt., 15c
No. 1385. — Apple Blossom, pink with white center.....Pkt., 25c
Collection of 1 packet each, 7 separate colors.....90c

Annual Chrysanthemum

Plants grow about 2 feet high, with straight, erect fleshy stems and very fine lacerated foliage. Each stem bears several flowers, the colorings are very attractive, and as the plants remain in bloom all summer they are splendid material for either garden or cutting.

- No. 1410. — **Coronarium**, double white Pkt., 10c
- No. 1415. — **Coronarium**, double yellow Pkt., 10c
- No. 1420. — **Mixed colors** Pkt., 10c
- No. 1425. — **Tricolor**, single mixed Pkg. 10c
- No. 1400. — **Queen of Tokio**. While this variety is really a perennial, seeds grown out of doors as late as May 30th will be in full glory before frost calls a halt. We have, therefore, classed it as an annual. Grows three feet high, perfectly globular in shape, with hundreds of flower-shoots and, not to exaggerate, nearly a thousand blooms. The flowers are single, but the form of the petals varies with each plant, from daisy-like to broad dahlia form. The colors are in various shades of yellow and pink. Pkt., 50c

Clarkia Elegans

An exquisite annual, of late very popular in all better gardens. Useful in many ways. The smilax-like foliage accompanies the many thread-like flower-stems and gives charm to the rosette-like flowers set close to the stem. The flower-stems are exceedingly thin and, therefore, not strong enough to hold themselves erect. This is no faulty feature unless the plant is wanted for garden decoration, when they should be supported with stakes. The real value of the plant is its adaptability for table decoration. The individual blooms are double, quite large and most showy. Flower-stems attain a length of 18 inches.

The plants flower readily from seeds sown out of doors in May and remain in bloom for several months. If the flowers are desired early, seed is best sown in a hot-bed. Space, 10 inches.

- No. 1450. — **Double White** Pkt., 15c
- No. 1460. — **Double Salmon Pink** Pkt., 15c
- No. 1470. — **Double Crimson** Pkt., 15c
- No. 1472. — **Double Orange King**, glowing orange..... Pkt., 15c
- No. 1475. — **Double Purple King**, deep purple..... Pkt., 15c
- No. 1480. — **Double**, all shades blended..... Pkt., 10c
- Collection, 1 pkt. each, 5 separate colors.....50c

Fuld's New Marvel Cosmos

For full description, see Page 44.

- No. 1575. — **Apple Blossom Pink** Pkt., 25c
- No. 1580. — **Deep Lavender** Pkt., 25c
- No. 1585. — **Pure White** Pkt., 25c

Cosmos Fuld's Midsummer Giants

Flowers as early as July, with gigantic blooms, and continues to bloom right through till frost

The strain is absolutely fixed now and, as we sell the originator's seeds only, we have the serenest confidence in this remarkable novelty.

The bushy plants, which branch freely from the base, grow to a height of four feet, bearing, beginning with early July, flowers which average fully four inches, many reaching the extraordinary dimensions of five inches and more. The flowers are composed of overlapping, large, broad petals only,

reaching an acme of perfection never before attained in Cosmos. Notwithstanding the fact that the plants begin to flower so early, the flowers, even of October, are just as large as the early ones. Seeds do not require to be started in the house or hot-bed, but sown out of doors in early May and, thinned out, will produce flowers within eight weeks from the day of germinating. Allow 2 feet of space for each plant.

- No. 1600. — Superb Blending of All Colors.....Oz., \$1.00; pkt., 10c
- No. 1610. — Pure WhiteOz., \$1.50; pkt., 15c
- No. 1620. — Lavender PinkOz., \$1.50; pkt., 15c

Cosmos Lady Lenox

The well-known Cosmos, 6 feet or more high, growing tree-like, with numerous upright branches which produce their large flowers in October.

Even though they are late and often killed by frost in their prime, they are worth growing, for they are like "the last rose of summer" and brighten the garden before its final slumber.

- No. 1640. — Pure WhiteOz., \$1.00; pkt., 10c
- No. 1650. — Lavender PinkOz., \$1.00; pkt., 10c

New Double Cosmos

For full description, see Page 44.

- No. 1660. — Lavender PinkPkt., 25c
- No. 1665. — Pure WhitePkt., 25c

NEW DOUBLE CRESTED COSMOS

For full description, see Page 44.

- No. 1666. — Pink BeautyPkt., 25c
- No. 1667. — White QueenPkt., 25c
- No. 1668. — Crimson KingPkt., 25c

Klondyke Cosmos

For full description, see Page 44.

- No. 1665. — OrangePkt. 25c

Dianthus Heddewigii (Japanese Pinks)

As an edging plant they are most desirable, because of their constancy of bloom and their clean habit of growing. As a cut-flower they are most charming material for table decoration.

Culture—Sow the seeds directly into the garden during May; sow them thinly, and when well up thin out so as to allow six inches of space for each plant.

Single Japanese Pinks

- No. 1700. — Queen of Holland. Snowy white.....Pkt., 10c
- No. 1705. — Salmon Queen. Salmon pink.....Pkt., 10c
- No. 1710. — Assorted ShadesPkt., 10c

Double Japanese Pinks

These resemble carnations.

- No. 1715. — Double WhitePkt., 15c
- No. 1720. — Double Salmon PinkPkt., 15c
- No. 1725. — Double assorted shades.....Pkt., 15c

Dimorphotheca

(South African Orange Daisy)

A bushy compact growing annual which throws up innumerable flowering stalks, bearing an elegant daisy-like flower all summer up to frost; height 12 to 15 inches.

- No. 1750. — Aurantiaca. Rich orange gold, black disc..¼.oz., 60c; pkt., 15c
- No. 1755. — Hybrida. Varying shades of yellow, salmon and orange.
¼ oz., 60c; pkt., 15c

Eschscholtzia (California Poppy)

The beautiful lace-like foliage covers the entire growth of a foot high, and has a silvery sheen. The cone-shaped poppy flowers appear on fairly long stems from June until frost without interruption. Space 4 inches.

- 1810. — Assortment of all shades.....Oz., 50c; pkt., 10c
- 1815. — Golden YellowOz., 60c; pkt., 15c
- 1820. — Snowball, pure whiteOz., 60c; pkt., 15c
- 1825. — Rose Queen, delicate pale coral pink on a cream ground,
 Oz., 60c; pkt., 15c

Gypsophila (Baby's Breath)

This, the annual sort, must not be confused with the perennial varieties, to which it has little resemblance. Within six weeks from the date of sowing these are in full bloom and form one of the most graceful cut-flowers. For bedding in the garden they fill a niche unoccupied by any other garden flower.

We all love the sweet and fragrant Heliotrope and often we see large beds of them in the up-to-date American garden. Rich as they are in color, their beauty is lost almost entirely unless they are planted fairly far apart and between them, like a carpet, the white annual Baby's Breath. The effect is simply charming. Sown with Shirley Poppies, they flower together, both waving to and fro with the wind. As a carpet for Gladioli they are very fine and we would suggest a hundred different ways in which this little beautiful flower may help to make the garden more attractive. The flowers last about three weeks and the plants then go to seed. To keep the bed in constant bloom make a repeated sowing every two weeks in the same spot up to the time of the first bloom. The seeds dropping from the passing flowers will do the rest for the balance of the season. Plants produce but little grass-like foliage, but branch freely in fine wire-like stems, which have numerous miniature single white cup-formed flowers.

- No. 2050. — Snowdrift. The most effective and freest bloomer. In snowy white. Flowers much larger than the usual form. Oz., 75c; pkt., 10c
- No. 2055. — Pink Gem. A delicate pink form of the above.
 Oz., 75c; pkt., 10c

Helichrysum (Everlasting or Straw Flower)

The perfectly stiff, pencil-like, erect, growing flower stems produce each a perfect flower in the shape of a half-open double rose which never fades, remaining on the plant during the entire season, and if cut before frost strikes the plant, it can be preserved the entire winter, in vases, without water. Stems grow nearly 2 feet high and show little of the narrow foliage. The texture of the flowers is like straw, hence their name. They are highly attractive in the garden aside from their cutting value.

To make the flowers last all winter, cut the flowers on long stems just as they are half open, tie 6 to 12 together at the base of their stems and hang them face downward from the ceiling of a dry, cool storage room until they are absolutely dried. In using them during the winter, avoid water in the vases.

- No. 2150. — Double Assorted Shades..... $\frac{1}{4}$ oz., 50c; pkt., 15c
- No. 2155. — Double Pure White $\frac{1}{4}$ oz., 50c; pkt., 15c
- No. 2160. — Double Yellow $\frac{1}{4}$ oz., 50c; pkt., 15c
- No. 2170. — Double Rose $\frac{1}{4}$ oz., 50c; pkt., 15c
- No. 2175. — Double Salmon Red $\frac{1}{4}$ oz., 50c; pkt., 15c
- No. 2180. — Double Coppery Red $\frac{1}{4}$ oz., 50c; pkt., 15c
- No. 2185. — Double Purple $\frac{1}{4}$ oz., 50c; pkt., 15c
- Collection, 1 pkt. each of 6 separate colors.....75c

Hunnemannia Fumariaefolia

The foliage is like that of *Eschscholtzia*; the flowers like the Tulip "Bouton d'or" in size, color and form; the height, 2 feet; the flowering season, September and October; the sowing season, May 15th, in the garden or border. Have you ever grown it? If not, you surely will find it a most delightful garden occupant when other flowers have said farewell—and what splendid cutting material it makes! The large flowers, carried on stout stems, last several days in water.

No. 2250. —Pkt., 10c; oz., \$1.00

Annual Larkspur

A very handsome and showy flower which must not be confused with its hardy sister—the "Delphinium." Plants have fern-like foliage deeply cut into fine linear segments and attain a height of 2 feet. The spreading branches are completely encircled with rosette-shaped double flowers. Splendid for garden effect and cutting. The seeds may be sown out of doors in May and transplanted later to where they are wanted to stand 12 inches apart. For succession of bloom make several sowings.

No. 2400. — Pure White $\frac{1}{4}$ oz., 50c; pkt., 15c
No. 2410. — Newport Pink (a delightful shade)..... $\frac{1}{4}$ oz., 75c; pkt., 15c
No. 2420. — Pale Violet $\frac{1}{4}$ oz., 50c; pkt., 15c
No. 2425. — Violet $\frac{1}{4}$ oz., 50c; pkt., 15c
No. 2426. — Sky Blue $\frac{1}{4}$ oz., 50c; pkt., 15c
No. 2427. — Shell Pink $\frac{1}{4}$ oz., 50c; pkt., 15c
No. 2428. — Dark Blue $\frac{1}{4}$ oz., 50c; pkt., 15c
No. 2430. — All colors, assorted..... $\frac{1}{4}$ oz., 40c; pkt., 10c
Collection, 1 pkt. each, 7 separate colors.....85c

Lavatera Splendens (Annual Mallow)

One of the loveliest of all annuals, possessing virtues not attained by any other plant. Its romping nature is altogether original and produces a distinct effect in the garden. The bright mallow-like flowers in a setting of a wealth of lustrous green foliage call forth admiration even from a cold heart. This plant will not stand transplanting, and in consequence seeds should be sown where they are to remain. Each plant should have a space of at least 2 feet. Notwithstanding their spreading nature, plants attain a height of 3 feet and succeed regardless of the weather. They are excellent for cutting, and a combination of the delicate pink and white is incomparable in effect. But the best use that can be made of it as a cut subject is for table decoration. Its foliage then has its full effect, and it must be seen in such an arrangement to be thoroughly appreciated. In the garden it is exceedingly useful for special places, as, for instance, to cover the spots where Darwin Tulips flower in May, or where the early flowering perennials have passed away, and the spot would otherwise remain colorless for the summer. Lavateras bloom from July until September.

No. 2460. — Delicate Satiny Pink..... $\frac{1}{4}$ oz., 50c; pkt., 10c
No. 2462. — Pure White $\frac{1}{4}$ oz., 50c; pkt., 10c

2465. Leptosine Stillmanni

(The Yellow Cosmos)

A plant resembling the Cosmos in all ways, but producing enormously large yellow daisy flowers from July till frost. Splendid for cutting. Sow seeds in hot-bed in March or in the garden in May. Allow 18 inches of space between each plant.....Pkt., 25c

Lobelia

A plant used extensively for edging borders or for carpet effects. The dwarf, compact sorts grow to a perfect globe 4 inches high, completely covered with their bright, tiny flowers. Even the foliage takes on a bluish hue if the flowers are blue. To get the full benefit of a Lobelia, the seed should be started in the hot-house as early as January, but it may also be sown in the hot-bed in March. With the latter method plants begin to bloom in July, while with the former they are in bloom when planted out in May. Space for each plant, 6 inches.

- No. 2575. — **Crystal Palace Compactus**, a very dwarf, compact growing sort with flowers of deep gentian blue.....Pkt., 15c
 No. 2480. — **Sapphire** (new), a rich purplish blue of trailing habit. Excellent for porch boxes and hanging baskets.....Pkt., 20c

Annual Lupins

One of the fastest growing annuals. In six weeks from the date of sowing the plants are in full bloom. Lupins resemble Snapdragons in appearance and effect and can be used for the same purpose. They are best sown where they are intended to stay, giving each plant from six to twelve inches of space, according to the methods of culture, as explained hereafter. The plant consists of one stout stem accompanied by a five-finger-like foliage which has a natural tendency to branch. If these sideshoots are removed as soon as they appear, the main stalk will grow 2 feet high and produce an immense spike of blooms. For such a culture 6 inches of space is sufficient, but if the plant is allowed to branch from four to eight inches smaller flower-shoots are the result of each plant and such plants require 12 inches of space. In both instances the blooming season extended to a period of four weeks only, so that if the blooms are wanted in succession continuous weekly sowings have to be made.

- No. 2500. — **White** $\frac{1}{4}$ oz., 50c; pkt., 15c
 No. 2505 — **Heavenly Blue** (a new color)..... $\frac{1}{4}$ oz., 50c; pkt., 15c
 No. 2510. — **Delicate Pink** $\frac{1}{4}$ oz., 50c; pkt., 15c
 No. 2520. — **Violet Blue** $\frac{1}{4}$ oz., 50c; pkt., 15c
 No. 2525. — **Sunrise, Canary Yellow**.....Pkt. (15 seeds), 50c

Tall African Marigold

These showy plants are most effective in fall and are in their prime when most of the annuals are in their last stages of life. There are two seasons of the year when yellow flowers are exceedingly welcome—in the spring and in the fall. What the Daffodils are to us in the spring, the Marigolds are in the fall. They are the old standbys of the grandmother's garden and justly so, for they succeed in every possible location and in all kinds of weather. Even the uninitiated in gardening succeed with Marigolds. As a rule the individual plants are not given sufficient space. The tall varieties of African Marigolds, which we are offering exclusively, should be given at least 18 inches of room. These plants branch freely and grow to a height of 2½ feet. We acknowledge a certain amount of pride in being able to offer an exclusive strain of this flower. Common as it is, the quality of our African Marigolds is such an improvement over what is usually offered that it defies all comparisons. The blooms are giants in size and perfect in form. Sow seeds out of doors in May and transplant later.

- No. 2600. — **Lemon** $\frac{1}{4}$ oz., 50c; pkt., 10c
 No. 2610. — **Orange** $\frac{1}{4}$ oz., 50c; pkt., 10c
 No. 2620. — **Assortment of Yellow Shades**..... $\frac{1}{4}$ oz., 50c; pkt., 10c

Dwarf French Marigold

These Marigolds differ from the African, that the plants grow much dwarfer and the flowers appear in brown and gold.

- No. 2630. — Dark Brown, 15 inches high.....Pkt., 10c
No. 2635. — Dark Gold Striped, 15 inches high.....Pkt., 10c
No. 2645. — Legion of Honor, very dwarf. 8 inches high, used for edging, with small yellow flowersPkt., 10c

Matricaria (Feverfew)

One of the beautiful edging plants, particularly next to Heliotrope, Annual Larkspur, Pink Zinnias, Asters, etc. The plant grows 12 inches high and is constantly bedecked with double, pale yellow little daisies—a very graceful plant and flower. Seeds should be sown in hot-bed during March in order to have plants in bloom all summer. Allow 12 inches of space for each plant.

- No. 2660. — Eximia Golden Ball, pale yellow.....Pkt., 15c
No. 2665. — Double "Snowball," pure white.....Pkt., 15c

Matthiola Bicornis (Night Scented Stock)

- No. 2670. — Flowers of a delightful fragrance both in the early morning and evening. Height about 1 foot. The seed should be scattered freely about the garden, the same as is done with Mignonette. Color: pinkish lilac.
Pkt., 15c

Mignonette

The sweet Mignonette has endeared itself to everyone who ever grew flowers. From a spectacular standpoint the flower has no virtue at all and yet it is found in almost every garden. The flower-spikes vary in size, according to variety, but even the smallest are refreshing with their delightful fragrance. Seeds may be sown out of doors in May, whether they are wanted, but again we urge the allowance of more space for the individual plant for proper development.

- No. 2700. — Fuld's Herculean Stalk. A giant in its class, producing spikes 18 inches tall, with compact spikes of almost white flowers.....Pkt., 25c
No. 2702. — Fuld's "Sweetest." For description, see Novelties.....Pkt., 25c
No. 2705. — Fuld's Garden Favorite. A vast improvement over the old-fashioned, showing individual flowering part of six inches or more on a spike. The flowers are reddish and very sweet.....Oz., 50c; pkt., 15c
No. 2710. — Old-Fashioned Sweet. The Mignonette we remember from our grandmother's gardenOz., 25c; liberal pkt., 10c

Nemesia

With every season from now on we shall try to introduce a few of "overlooked" flowers for our gardens. Nemesia is one of them. Here we have a lovely and real artistic garden flower which will do honor to the most beautiful of gardens. It is small—quite true—but nature is rather kind to small things. They appear in by-shades, which we do not find among other flowers. We do not want to describe this flower too minutely but rather make you try it on a guess, for this is really half the fun of gardening. Plants grow 12 inches high and require 12 inches of space to grow in.

- No. 2910. — Strumosi (various shades)Pkt., 15c
No. 2915. — Blue Gem. A beautiful azure blue flower, excellent for edging or massing; ideal for rock gardens.....Pkt., 25c

Fuld's Nasturtiums

Next to the Sweet Pea no flower enjoys more popularity than the Nasturtium. It blooms from the moment the plant is strong enough until the last day of life in the garden. The taller sorts may be used for climbing over stonework or on trellis or to shade porches and verandas. The dwarfs are excellent for bedding and edging. Seeds can be sown in the garden in April, and in June flowers are ready for use.

Dwarf Nasturtiums

These grow bushy and about 12 inches high. They are used for bedding and edging. Our strain is distinct, showing its flowers above the foliage. The flowers are very large, full of bright, glowing colors.

No. 2800. — Fuld's Delight Mixture. Superior quality; is quickly detected in the blending as well as in the forms and size of blooms.

Pkt., 10c; oz., 25c; 4 oz., 75c

No. 2810. — Vesuvius, Salmon Pink..... Oz., 50c; pkt., 10c

No. 2820. — Golden King, Deep Golden..... Oz., 50c; pkt., 10c

No. 2830. — King Theodore, Dark Crimson..... Oz., 50c; pkt., 10c

No. 2835. — Bronze—Reddish Golden Bronze..... Oz., 50c; pkt., 10c

Tall Nasturtiums

These have the usual large, light-green leaves and are of the climbing habit. Will grow 15 feet high if the necessary support is provided.

No. 2850. — Fuld's Blending. Our blending contains only pleasing shades and solid colors and is blended from the choicest named varieties, ever so many more than is usually offered. The quality is superb and will give perfect satisfaction to those who try it.

Large pkt., 10c; oz., 25c; 4 oz., 75c; 1b. \$2.50

No. 2860. — Vesuvius, Salmon Pink..... Oz., 50c; pkt., 10c

No. 2870. — Golden Yellow..... Oz., 50c; pkt., 10c

No. 2880. — King Theodore, Dark Crimson..... Oz., 50c; pkt., 10c

Lobb's Nasturtiums

Only grow 6 feet high and are particularly recommended for the edge of stonewalls, over which they can fall, creating a most artistic effect.

No. 2900. — Blending of Glorious Shades.

Larke pkt., 10c; oz., 25c; 4 oz., 75c; 1b., \$2.50

Nemophila

Blue flowers are always welcomed, for we have never enough. This particular plant grows 15 inches high, with small, blue flowers on slender stems, all season. Allow 6 inches of space for each plant.

No. 2920. — Insignis, Light Blue..... Oz., 75c; pkt., 10c

No. 2925. — Insignis, Alba, Pure White..... Pkt., 10c

Nicotiana Affinis (Flowering Tobacco)

A graceful, decorative garden plant with the rare virtue of perfuming the garden every morning and evening. From a nest of large tobacco-like leaves rises a main stem which, midway in its height of 2½ feet, branches freely into flowering shoots. These produce, continuously, tubular-shaped blossoms opening into a pure white, single flower 3 inches in diameter. These flowers are open in the morning and evening only, and during those times give forth a strong but sweet fragrance, perfuming an entire garden as the wind carries the fragrance. When in full bloom these plants are exceedingly attractive, and when planted near taller growing flowers of a pleasing, contrasting color they form a picture only artists can portray.

No. 2950. — White..... ¼ oz., 35c; pkt., 10c

No. 2955. — Hybrid. Various shades of yellow, lavender, mauve, purple, etc.
¼ oz., 60c; pkt., 15c

Nigella (Love in the Mist)

Well-known, popular annuals, which grow about 18 inches, branch freely from the main stems and have pretty, slender, cosmos-like foliage. In such setting appear the double rosette-like flowers in great abundance, all on long stems. So, in addition to a garden effect they are useful for cutting. The variety which we offer is of a very recent introduction; has much larger blooms and appears in a magnificent shade of cornflower blue. Seeds are best sown out of doors in May, and the young plants will stand transplanting. Space, 12 inches.

No. 3050. — Miss Jeykll. True blue $\frac{1}{4}$ oz., 50c; pkt., 15c

Fuld's Pansies

Professional growers recognize the Pansy as a biennial only and cultivate it from this standpoint alone, sowing the seeds in frames during July and wintering the young plants in the same frames with sashes as protection. Such plants are ready to bloom the following April and will continue to bloom all season.

But, with the non-professional grower, they are considered an annual and treated as such. Seeds may then be sown in a hot-bed in March or outdoors in April. If the latter method is adopted, choose a semi-shady spot and one which is fairly cool. When large enough the seedlings may be transplanted to stand 6 inches apart, and they will come into bloom in July and are at their best during the fall. Pansies are flowers in which quality tells all; and to produce seeds of quality means a great deal more than the average layman appreciates. It takes years to develop a perfect strain and unusual vigilance to keep it so. There is no finer quality of Pansies in existence than we are offering.

Pansies delight in semi-shaded, cool locations and must be kept supplied with moisture during the hot months of the year.

All seed pods must be promptly removed, and when the plants become leggy they ought to be sheared.

No. 3100. — Fuld's Perfection Supreme. This strain is supreme because the form is perfect and the colorings are unapproachable. In offering Perfection Supreme we are introducing for the first time a charming surprise in pansies, the most delightful collection ever brought together. We promise you in this novelty delights you have never enjoyed before.

Pkt., 50c; large pkt., \$1.00

No. 3110. — Fuld's Garden Blending. For a general blending of a multitude of colors and substance in bloom this will give universal satisfactionPkt., 25c; large pkt., 50c

Large Flowered Pansies in Separate Colors for Mass Effect

No. 3150. — Pale Violet and White Pkt., 25c

No. 3155. — Pure Yellow Pkt., 25c

No. 3160. — Indigo Blue Pkt., 25c

No. 3170. — Pure White Pkt., 25c

No. 3175. — Bronze Colored Pkt., 25c

No. 3180. — Mahogany Colored Pkt., 25c

Collection, 1 pkt. each, 6 separate colors.....\$1.00

Fuld's Superb Petunias

Fuld's quality does not consist mainly in the enlargement of the flowers but in the beautiful colorings in which these blooms now greet us. The Petunia is the most enduring annual of all, remaining a glorious blaze after all others have been killed by frost. For window-boxes or vases there is nothing more effective during midsummer, for it has a natural drooping habit and can resist drought better than any other flower. A very brilliant effect was witnessed by the writer last summer, as he passed a stonewall on the top of which were planted Petunias, growing in pockets filled with soil not more than 4 inches deep. The wall was aglow with the thousands of pink and white blossoms. In another garden he saw a very steep terrace entirely covered with pink Petunias. No Persian carpet ever created could equal this effect. In the rock-garden, Petunias are indispensable. For edging long walks or ribbon borders they are non plus ultra.

No. 3400. — Fuld's Giant. Do not confuse these with "California Giants." The plants, as well as the flowers, speak of robust health and carry their blooms erect on a growth of 15 inches. The enormous flowers are massive in texture and have an open throat which reveals magnificent threads of gold and silver. Pkt., 50c; large pkt., \$1.00

No. 3425. Rosy Morn Petunia

The gayest and yet the most artistic flower in our garden. The true color is a delicate pink with now and then a white throat, but, unfortunately, the color will not come absolutely true. The plants with off-shoots are few, but even the few will spoil the beautiful effect unless we grow a surplus over the quantity required and plant them in another spot. When our border or bed comes into bloom, we remove at once all which are off-shade and replace them with the true. This is only a little trouble and means so much for a perfect, artistic garden. Pkt., 15c; large pkt., 50c; ¼ oz., \$1.50

No. 3430. Snowball Petunia

The counterpart of "Rosy Morn" but having pure white flowers.
 Pkt., 15c; large pkt., 50c; ¼ oz., \$1.50

Phlox Drummondii

For a color effect in the garden there is nothing quite so brilliant and so lasting as these desirable, hardy annuals. Plants grow about 12 inches high and produce their slender flower stems in numbers on a single plant, each being crowned with an umbel composed of six to ten large perfumed blooms, which resemble in appearance a hardy Phlox. They succeed best in a sunny open situation, and seeds sown out of doors in May will be a solid sheet of color in July and remain so until frost. They may be cut, and lend themselves with much grace to arrangement in bowls. Seeds may also be sown in the hot-bed in March and thus flowers can be had in June. Space, 6 inches.

- No. 3500. — A Happy Potpourri of Colors. ¼ oz., 75c; pkt., 15c
 - No. 3515. — Salmon Pink ¼ oz., \$1.00; pkt., 25c
 - No. 3525. — Pale Yellow ¼ oz., \$1.00; pkt., 25c
 - No. 3530. — Snow White ¼ oz., \$1.00; pkt., 25c
 - No. 3525. — Violet, with White Center. ¼ oz., \$1.00; pkt., 25c
 - No. 3536. — Flesh Pink. A delightful shade. ¼ oz., \$1.00; pkt., 25c
- Collection, 1 pkt. each, 5 separate colors. \$1.00

Annual Poppies

When we think of Poppies, we are at once reminded of the gay and glorious summer—gay and glorious because we have the Poppies in our garden, flowers which are always a delight to behold. The Isles of Shoals and other seashore resorts would never have attracted tourists were it not for their glorious displays of Shirley and other Poppies. They love the sun, and yet it is due to the sun that many fail to germinate. Poppies should not be transplanted, but sown thinly where they are to remain. The latter part of April or beginning of May is the ideal time of sowing. Seeds sown in the fall previous often produce the best results.

Single Flowered Poppies

- No. 3600. — **Fuld's Shirley.** There are several strains of Shirley Poppies, but the wonderful combination of colors makes them the most popular of all Poppies. The delicate tints, such as salmon pink and bluish pink, are particularly attractive. Successive sowings give a continuous display.
Oz., 40c; pkt., 10c
- No. 3610. — **Double Shirley** Pkt., 15c
- No. 3615. — **Double Carnation Flower, Mixed.** Double fringed in soft shades of pink, white and terra-cotta. Excellent as a cut flower.
Oz., 35c; pkt., 10c

Fuld's Giant Double Poppies

These are very unlike the single Poppies. Plants are very robust, leaving a glaucous, fleshy stem and twisted heavy leaves, growing fully three to four feet tall and producing a number of gigantic blossoms three to four inches across, which look more like Paeonies than Poppies. For a spectacular effect in the garden they are a joy in August. Allow 12 inches for each plant.

- No. 3700. — **All colors, mixed**..... Oz., 35c; pkt., 10c
- No. 3705. — **Pure White** Oz., 35c; pkt., 10c
- No. 3710. — **Salmon Pink** Oz., 35c; pkt., 10c
- No. 3715. — **Bright Rose** Oz., 35c; pkt., 10c
- No. 3720. — **Cherry Red** Oz., 35c; pkt., 10c
- No. 3725. — **Deep Purple** Oz., 35c; pkt., 10c
- No. 3730. — **Rich Pansy Violet** Oz., 35c; pkt., 10c
- Collection, one packet each, six separate colors..... 50c

Fuld's New Poppy "Pink Fairy"

- No. 3735. — **Fuld's Pink Fairy.** Perfect globe-shaped flowers, measuring ten to twelve inches in circumference and made up of hundreds of fringed and twisted petals of a delicate soft pink..... Pkt., 25c; 5 pkt., \$1.00

Portulaca

A veritable gem for the garden, producing a perfect carpet in a remarkably short time. Its great virtue is apparent where the soil is shallow, as on rocks, Here it will flourish in the driest kind of soil with a depth of less than an inch. Near the seashore the colors are particularly bright. As carpet bedding under roses it is ideal. The plant of creeping nature with moss-like foliage, which from early summer until frost is simply hidden by the bright rose-like flowers, which open wide in the morning and close up at evening. On account of its foliage it is known as Moss Rose in some localities. The seed should be sown about the end of April, and if the young plants stand too thick, it is advisable to thin them out to stand 4 inches apart. Seeds should never be covered, but simply raked into the surface. No flower produces a more cheerful sight than the Portulaca in full bloom.

- No. 3800. — **All Shades Blended (Single)** Oz., 60c; liberal pkt., 10c
- No. 3850. — **Double Flowered, All Shades Blended** Oz., 75c; pkt., 10c

Fuld's Spectacular Salpiglossis

From a rosette of fairly large, lacerated leaves rises a stout flower-stem, surmounted with a number of large funnel-shaped flowers which face upward, revealing to the eye an exquisite marking of either gold or silver veins running through the ground color. It is this peculiar veining which gives the flower an unusual charm and makes it an instant favorite when seen. The plants are a shower of bloom during July and August, and are invaluable for cutting. While seeds can be sown out of doors, it is more advisable to start the seed in a hot-bed where they germinate much more freely. Set plants 6 inches apart and keep well watered.

These represent the latest improvements in salpiglossis. The flowers are enormously large, wide open, with most exquisite markings.

- No. 4000. — Pale Yellow, edged white..... Pkt., 15c
 - No. 4010. — Golden Yellow Pkt., 15c
 - No. 4015. — Crimson Pkt., 15c
 - No. 4020. — Salmon Pkt., 15c
 - No. 4025. — Light Blue and Gold..... Pkt., 15c
 - No. 4030. — Crimson and Gold Pkt., 15c
 - No. 4035. — Rose and Gold Pkt., 15c
 - No. 4045. — Violet Pkt., 15c
 - No. 4050. — All Shades Blended ¼ oz., 60c; pkt., 15c
- Collection one packet each, eight varieties.....\$1.00

Salvia Patens

A plant growing 18 inches high with spikes similar to the scarlet varieties, except that they are not branching but show a velvety sheen over a distinct deep blue flower. To set the color in the proper light, always grow them through the pink Petunias. Seeds must be started in hot-beds.

- No. 5000. — Pkt., 50c

Salvia Farinacea

See description page 40.

- No. 5010. — Pkt., 50c

Scabiosa (Mourning Bride)

From a close tuft of pretty foliage rise a number of smooth, erect, wiry flower-stalks to a height of 2 to 2½ feet, terminating in a large, double flat flower, composed of tubed and quilled petals, from which protrude attractively colored stamens. The flowers are sweet, and splendid for cutting. For garden effect they are excellent from July until frost. The strain we offer is superb and produces unusually large blooms of many new shades.

- No. 5200. — All Shades Blended ¼ oz., 50c; pkt., 10c
 - No. 5205. — Azure Fairy, heavenly blue..... ¼ oz., 50c; pkt., 10c
 - No. 5210. — Flesh Pink ¼ oz., 50c; pkt., 10c
 - No. 5215. — Pure White ¼ oz., 50c; pkt., 10c
 - No. 5225. — Cherry and White ¼ oz., 50c; pkt., 10c
 - No. 5230. — Purple ¼ oz., 50c; pkt., 10c
 - No. 5235. — Black Purple ¼ oz., 50c; pkt., 10c
 - No. 5240. — Rose ¼ oz., 50c; pkt., 10c
 - No. 5245. — Ageratum Blue ¼ oz., 50c; pkt., 10c
 - No. 5255. — Sulphur Yellow ¼ oz., 50c; pkt., 10c
 - No. 5260. — Blood Red ¼ oz., 50c; pkt., 10c
- Collection one packet each ten varieties..... 85c

Annual Statice

From a few leaves at the base arise several leafless fleshly stalks, which are three-cornered, having a sharp edge to a height of 18 inches; at the summit they branch into shorter stalks, which bear uplong clusters of cupshaped tiny blossoms, of which the saucer is usually of a contrasting color to the cup.

No. 5300. — Bonduelli, canary yellow ..	Pkt., 15c
No. 5305. — Sinnuata Blue, violet blue ..	Pkt., 15c
No. 5310. — Sinnuata Alba, white ..	Pkt., 15c
No. 5315. — Sinnuata Rosea, pink ..	Pkt., 15c
No. 5320. — Suworowi, rosy crimson ..	Pkt., 15c
No. 5325. — Assorted Colors ..	Pkt., 15c
Collection one each five separate varieties ..	60c

Stock (Gilliflower)

The Gilliflower is not only possessed of a delightful perfume, but is a most showy plant. The newer improved types have given this plant more grace and value as a cut-flower, as they will keep on blooming perpetually during the summer. We offer but two strains, as they embody the best features of all. Stocks are only half-hardy annuals, and, therefore, seeds should be started in the house or hotbed during March or April. Allow 1 foot of space for each plant. Our seeds can be relied upon to produce a large percentage of double flowering plants. All our strains are of free branching habits, growing 18 inches to 2 feet high, and producing very large, double flowers, which encircle the stout flower-stems to a length of 12 or more inches.

To make stocks bloom early enough in summer, we suggest that in transplanting you pinch off just a little of the heaviest root. Try it—you will be most pleasantly surprised.

No. 5400. — Blending of All Shades ..	Pkt., 15c
No. 5405. — Double White ..	Pkt., 15c
No. 5410. — Double Pale Yellow ..	Pkt., 15c
No. 5415. — Double Lavender ..	Pkt., 15c
No. 5420. — Double Salmon Pink ..	Pkt., 15c
No. 5425. — Double Light Violet ..	Pkt., 15c
No. 5430. — Double Flesh Pink ..	Pkt., 15c
Collection one packet each six separate varieties ..	75c

Fuld's Delightful Garden Stock

Here is a flower combining beauty with fragrance, but there has always been this one complaint: "I have so many plants with single flowers." As a rule, single flowers are preferable, but not here. Its doubleness is its real beauty. The strain of stock which we offer here has wonderful qualities.

(1) Not more than 10 per cent. of the plants will bear single flowers; (2) it comes almost entirely true to color; (3) plants and stalks are the very picture of health; (4) seeds germinate almost 100 per cent; (5) it is the product of a painstaking American gardener.

No. 5450. — Pink Gem, Salmon Pink ..	Pkt., 25c
No. 5455. — Lavender Gem, lavender ..	Pkt., 25c
No. 5460. — Snowstorm, pure white ..	Pkt., 25c
No. 5465. — Grey Gem, bluish grey ..	Pkt., 25c
No. 5470. — Yellow Gem, canary yellow ..	Pkt., 25c
No. 5475. — Blue Gem, dark blue ..	Pkt., 25c
No. 5480. — Flesh Pink ..	Pkt., 25c
Collection one packet each seven separate varieties ..	\$1.50

Fuld's Famous Sweet Peas

The Sweet Pea is the most popular American flower and seems to be best suited to the cooler regions of this continent. In New Hampshire and Maine, Sweet Peas are in bloom from July until frost, while near New York or further south they can be had in bloom for about 4 to 6 weeks. The growing of Sweet Peas has undergone a distinct evolution, and the old-fashioned method has been entirely superseded. In Volume 1 of "Flower Lore" is given the most complete treatise on the subject; it comprises 20 pages, with not one word too much.

Sweet Pea seeds should be sown in special paper pots (see page) in the house during February and March. We offer the new frilled and waved type only, as these represent the finest of all Sweet Peas. The flowers are gigantic; as a rule, three or four flowers are carried on a stem. Sweet Peas can be grown successfully in every garden, if you follow our cultural directions.

Fuld's "Delightful" Mixture of Sweet Peas

The average gardener instinctively grows Sweet Peas in mixture, for the unlimited varieties of colors existing in this flower is one of its happy virtues, and to the uninitiated there is more gaiety in a riotous medley of colors than in the sedate vase holding just one or two quiet colors. In order to give these uninitiated ones a "Just Delightfully Different" blending we offer:

No. 5500. —Lb., \$3.50; 4 oz., \$1.00; oz., 35c; pkt., 10c

Fuld's "Artistic" Mixture of Sweet Peas

For the convenience of those who love pale colors only, we have blended this especially with the right result in mind.

No. 5525. —4 oz., \$1.50; oz., 50c; pkt., 15c

New Giant Early Flowering Spencers

Blooming about four weeks earlier than the late Spencers, they bloom continuously under favorable conditions. It is predicted that the Giant Spencers will supplant all the other varieties both for growing out of doors and under glass.

- No. 5556. — Blanche Ferry, pink and whitePkt., 20c
 - No. 5558. — Enchantress, rosy pinkPkt., 20c
 - No. 5562. — Exquisite, soft primrosePkt., 20c
 - No. 5564. — Harlequin, heliotrope, striped chocolatePkt., 20c
 - No. 5566. — Morning Star, orange scarletPkt., 20c
 - No. 5568. — Yarrowa, bright rose, cream basePkt., 20c
 - No. 5570. — Snowflake, pure whitePkt., 20c
 - No. 5572. — Heather Bell, mauve lavenderPkt., 20c
 - No. 5574. — Songbird, pale blush pinkPkt., 20c
 - No. 5576. — True Blue, violet bluePkt., 20c
 - No. 5578. — Aviator, dazzling crimsonPkt., 20c
 - No. 5592. — Asta Ohn, lavenderPkt., 20c
- Collection 1 pkg. each of above 12 varieties.....\$2.00

Every seed of Sweet Peas should be inoculated with "FARMOGERM." It makes them grow better.

Named Varieties Spencer Type

- No. 5555. — Austin Frederick, giant blooms of a clear lavender . . . Pkt., 15c
- No. 5560. — Barbara, clear soft salmon-orange Pkt., 15c
- No. 5580. — Blanche Ferry Spencer, lower part rich warm pink; wings white Pkt., 15c
- No. 5590. — Blue Jacket, clear deep navy blue Pkt., 15c
- No. 5595. — Cheerful, light apricot and mauve on cream ground . . Pkt., 15c
- No. 5610. — Constance Hinton, considered by exhibitors the finest, largest, purest white Pkt., 10c
- No. 5620. — Dobbie's Cream, pale yellow Pkt., 10c
- No. 5640. — George Herbert, bright rose Pkt., 10c
- No. 5655. — Henriette, rich cream pink, frilled flowers Pkt., 15c
- No. 5660. — Hercules, palest satiny pink Pkt., 10c
- No. 5665. — Jean Ireland, creamy buff, edged carmine Pkt., 10c
- No. 5690. — King Edward, deep crimson Pkt., 10c
- No. 5700. — King Manoel, large shining maroon Pkt., 10c
- No. 5720. — King, White, a fine giant white Pkt., 15c
- No. 5750. — Margaret Atlee, warm salmon pink Pkt., 15c
- No. 5760. — Margaret Madison, clear azure blue Pkt., 10c
- No. 5780. — Mrs. Cuthbertson, lower part clear rose pink, wings pure white—a real pleasing color and flower Pkt., 10c
- No. 5820. — Robert Sydenham, orange salmon Pkt., 10c
- No. 5825. — Peace, soft pale pink, enormous flowers Pkt., 15c
- No. 5840. — Royal Purple, deep royal purple Pkt., 15c
- No. 5850. — The President, bright orange scarlet Pkt., 15c
- No. 5860. — Wedgwood, wedgwood blue Pkt., 15c
- Collection of one each 22 named varieties \$2.00
- Collection twelve packets one each named variety our selection \$1.00

New Annual Sweet William

Here is a novelty which must appeal to everyone. Seeds sown in May will produce plants which flower in July and continue to do so until frost. They are exactly like the old-fashioned Sweet William, except that the stalks grow only 12 in. high.

- No. 5875. — Assorted colors Pkt., 25c

Mammoth Verbena

A half-hardy annual. Seeds must be sown in the house or hotbed in March and later transplanted into the open. Verbenas are used exclusively for bedding, because they are in bloom the entire summer. Being of creeping habit, they remain dwarf (6 in.), and are densely covered with composite flat heads of flowers, resembling the annual Phlox.

- No. 6000 — Assorted Colors 1/8 oz., 40c; pkt., 10c
- No. 6010. — Pink Pkt., 15c
- No. 6020. — Violet Blue Pkt., 15c
- No. 6030. — White Pkt., 15c
- No. 6035. — Ellen Willmot, lovely pink Pkt., 25c
- No. 6040. — Yellow, delightful shade Pkt., 15c
- No. 6045. — Firefly, scarlet with white eye Pkt., 15c
- No. 6050. — Purple, with white eye Pkt., 15c
- Collection one packet each seven separate varieties 90c
- No. 6055. — Venosa, excellent for grouping and edging, color violet blue, height 15 inches Pkt., 15c

Fuld's "Superb" Zinnias

The success which everyone encounters in growing Zinnias under way and all conditions, is the reason for their great popularity. An excellent cut flower.

Do not expect that a packet of seed of a certain color will produce plants which will all be of the color mentioned. If you succeed in raising half of them to be true to color, you are doing well.

Fuld's "Perfect" Garden Zinnias

The Largest and Most Perfect of All Garden Zinnias

No. 6100. — Double White	1/4 oz., 60c; pkt., 20c
No. 6110. — Double Flesh Pink	1/4 oz., 60c; pkt., 20c
No. 6120. — Double Delightful Salmon Pink.....	1/4 oz., 60c; pkt., 20c
No. 6130. — Double Pale Yellow.....	1/4 oz., 60c; pkt., 20c
No. 6140. — Double Deep Golden	1/4 oz., 60c; pkt., 20c
No. 6150. — Double Purple	1/4 oz., 60c; pkt., 20c
No. 6160. — Double Crimson	1/4 oz., 60c; pkt., 20c
No. 6165. — Double Burnt Orange, exquisite color....	1/4 oz., 60c; pkt., 20c
No. 6170. — Double, all colors blended.....	1/4 oz., 50c; pkt., 15c
Collection one packet each, eight separate colors.....	\$1.25

6122. Zinnia Coral Queen

For full description see Page 43.

Pkt., 25c

6210. New Zinnia Buff Queen

For full description see Page 43.

Pkt., 25c

6212. New Dahlia Flowered Zinnia

For full description see Page 43.

Pkt., 25c

6215. New Zinnia "Golden Pheasant"

For full description see Page 43.

Pkt., 25c

6218. New Zinnia "Picotee Mixed"

For full description see Page 43.

Pkt., 25c

6220. Fuld's "New Victory" Zinnias

The most remarkable of all new Zinnias; the form is so distinctly different that one would not recognize it as a Zinnia, except by the foliage and growth. Is it pretty? Decidedly so, for otherwise we would not offer it to you. The petals of the flower are very narrow and, in addition, they are fluted and quilled right to the base. They resemble the center of an anemone flower more than anything else. "Showy" is not the right word, for they are magnificent. Many of the petals are reflexed, showing a different color on the inside.

Assortment of colors only.....Pkt., 25c

6225. Fuld's New Rose King

An introduction from England. The introducer says: "To this splendid race of Giant Zinnias we are pleased to be able to add, after much care and selection, a variety bearing flower of a beautiful carmine-rose tint—a color which did not hitherto exist in this section."

Original packet, 35c

"Just Delightfully
Different"

Graceful Single Zinnias

As an artistic flower and one which cannot be surpassed as a delightful cut-flower, we offer to our patrons now the oldest of all Zinnias, one with only a single row of petals. If you grow it once, you will never again do without them. Like single asters, these have become extremely popular.

- No. 6250. — Assorted Shades Pkt., 15c
- No. 6260. — Pure White Pkt., 15c
- No. 6265. — Golden Yellow Pkt., 15c
- No. 6270. — Crimson Pkt., 15c
- No. 6275. — Purple Pkt., 15c
- No. 6280. — Sulphur Yellow Pkt., 15c
- No. 6285. — Violet Pkt., 15c

Special Offer—One pkg. each of 6 separate shades, 75c

FULD'S SECRET GARDEN MIXTURE

The unexpected is always a pleasant surprise. To gamble innocently is not only one of the human virtues, but it is fascinating and irresistible. There are really two reasons why we offer this mixture of Flower Seeds:

FIRST: We want to introduce to you an unlimited number of pretty annuals, which are forgotten as a rule by all, and

SECOND. We want to encourage the growing of flowers by children; a child cannot grow the usual flowers, for they require more intelligent care than a child can give them.

Why not put aside a bed 3 x 3 for every one of your children, label them with their names, so they will not quarrel, give them a package of this seed (for a birthday-gift), also a little watering pot? Show them how to spade the bed and rake it smoothly; then early in May sow the seeds broadcast over the bed and cover it slightly with fine sifted soil, about 1/2 inch deep. Now teach your children to water the beds every day. Do not weed nor thin out and from July on the bed will be a shower of bloom. Every day until frost new faces will make their appearance.

Does this appeal to you?

Perhaps you have no children; why not be a child once more? You will enjoy it.

1 oz., 35c

4 oz., \$1.00; per lb., \$3.00

"FLOWER LORE"

As Our Readers See It

"I want to tell you how much I enjoy 'Flower Lore.' Everything is so plain, you know just what to do and how to do it."

"I have enjoyed 'Flower Lore' very much, and find it so helpful—by being explicit."

"'Flower Lore' is assuredly first aid to amateurs. Many a plant has been saved by its timely advice."

"I am very much pleased with 'Flower Lore.' It is different from the regular garden books. Have taken considerable interest in gardening for the last twenty years, and as gardeners go, I believe I am a pretty fair kind of gardener, but 'Flower Lore' gives one a sort of 'second wind' in the business, and am satisfied I can get better results by following your suggestions."

Please use enclosed
Order Form

Learn how to
right; read "

Flowers
"

THE GARDEN GIFT BOOKS FOR ALL SEASONS

“What can I give?”

The perennial question at Christmastide, and one that is equally insistent at Easter, and on birthdays, anniversaries and other special occasions. When we try to decide upon a gift or remembrance, one that will be appropriate and express our regard or loving thought, we are confronted with the old puzzling problem, “What shall it be?”

Let us suggest a way out of this quandry.

Give “FLOWER LORE.”

Give “VEGETABLE LORE.”

Two of the most delightful and serviceable works ever written, just full of helpful suggestions and practical information for the flower lover and the garden enthusiast, books that will be in constant use and almost daily reminders of your friendship.

Every new garden surprise and spreading blossom will speak of you, and just as the plants and flowers grow and thrive, so will the memory of your thoughtfulness flourish in the heart of your friend.

When the next gift season comes, be it Easter or Christmas, or any other time, and the old question must be solved, give “Flower Lore”—give “Vegetable Lore.”

MAURICE FULD, Inc.

“Flower Lore,” by Maurice Fuld, an authoritative guide for the flower garden, in four volumes, of twelve numbers each, with complete index.

Single volume of “FLOWER LORE” in loose numbers.....	\$1.25
Single volume of “FLOWER LORE” in binder	2.00
Complete set of four volumes in separate binders.....	8.00

“Vegetable Lore” is complete in three volumes. Each volume holds twelve copies and index.

Single volume of “VEGETABLE LORE” in loose numbers.....	\$1.25
Single volume of “VEGETABLE LORE” in binder.....	2.00
Complete set of three volumes, in separate binders.....	6.00

r

Learn 'em to grow 'em
right, read "Vegetable Lore"

Please use enclosed
Order Form

Complete Offer of
Hardy Flowers from Seed

GOLDEN ALYSSUM

Glorious, feathered, yellow sprays;
Pure, untempered, sunlike rays;
Even on the gloomy days,
You are color's hymn of praise!

—From "Outdoors and In."

Hardy Flowers sown this year will
not flower until the year following.

FULD'S HARDY FLOWERS FROM SEEDS

In this chapter we present only the Hardy Flowers grown from seed to enable the Garden Lover to avoid confusing them and their culture with the annual seeds, many of which have the same name such as Lupins, Larkspur, Sweet William, Poppy, Candytuft and Aster.

They require a distinctly different culture, and you must not expect them to flower the first year in which they are sown. The varieties presented here are all for the Outdoor Garden, and while some of the Hardy Flowers are omitted it is only because they must be germinated in a hot house.

CULTURE

The only time to sow perennials, such as all these offered here, is from May 1st to August 1st, but the nearer May 1st they are sown the greater your success.

Where to Sow: If a cold frame is available, this is without doubt the ideal place where perennials should be sown; but in absence of a cold frame a spot containing rich, friable soil in the open garden will do. In both instances the seedbeds must be shaded, so as to protect them either from the hot sun or the downpour of rains.

The soil should have no manure on surface, and fully six inches on top must be pulverized.

How to Sow: Sow seeds either in rows or broadcast by pressing down the soil with them, and water the bed always with an Ideal Watering Pot, cost \$5.50. Now cover your seeds with either fine sifted soil or pure leaf mould to a depth of $\frac{1}{2}$ inch; the soil or leaf mould on top should not be pressed down, but water daily until seeds are up.

How to Shade the Seed Bed: If it is a cold frame, it is best done by placing lath over the frame, allowing 1 inch of space between each lath so as to let light and air in. If the bed is in the open garden erect stout stakes 18 inches high on each corner of the bed and spread burlap over them, but allow light to get to the bed. When plants are up shading can be removed.

Seeds Germinate Slowly—Be Patient: Some perennials germinate in 10 to 14 days, but others require from one to six months. Never disturb a seed bed until late in the fall in case some seeds have not germinated.

Transplanting: Two transplantings must take place. The first, when the seedlings are large enough to be given larger space in another bed about four weeks after sowing. At least 3 inches of space should be given each plant then. The second, about September 15, when they should go in their permanent quarters, and this final transplanting should not be done after October 1 as these young plants must grip the soil with a set of new roots before winter sets in, or otherwise they are lifted to the surface by frosts and perish.

If any seedlings are not large enough to fall, they can be kept so much better in their original bed until spring. Do not cover them with manure. It is harmful. The only protection these plants require is a layer of 6 in. of straw after hard frost has appeared.

6414. Fuld's New Bluebell "Summer Charm"

Distinct Form of "Campanula Lactiflora"

The Most Gorgeous Perennial in Existence Today

For the last ten years this most wonderful showy perennial has adorned exclusively one of the most charming and renowned "New England Gardens." The owner has refused the most alluring offers of plantsmen and seedsmen to share the beauty of this remarkable plant with others. † But being attracted by our literature, and realizing that the greatest joy is divided joy, and being fully aware that our patrons would, more than any others, appreciate such a fine novelty, she gratefully consented to furnish us with her surplus of seeds and plants.

Above all, it is a hardy perennial—truly hardy in all climates. Seeds sown this year would only produce plants which will flower next year.

In appearance it is unlike any other bell flower. From the healthy nest of robust but graceful leaves near the ground rise several stout, straight spikes to a height of from 4 to 6 feet, forming a perfect pyramid of lustrous light green foliage. During June the plant comes bedecked from the very base to the utmost top with fairly large outward growing bluebells, the size as found on the Chimney Bell. When in full bloom the plant is literally covered with these blossoms, until not a single leaf can be seen. When thus, it outrivals the most gorgeous delphinium or any other perennial for effect.

The plant perfects itself slowly into bloom so that its most beautiful effect is not visible until July, but now its real value can be judged; unlike any other perennial it remains in most effective bloom until late in the fall. Of course, the finest flowers fade, but if you cut off the individual flower heads, as fast as they fade, new crops of blooms are borne uninterruptedly.

The Color: Oh, what a delight! No two plants are alike. From the palest—almost whitish—lavender, the tints range to the very deepest imaginable, but each one is clear and has no inkling of any other color.

How to Employ: Exactly like hardy larkspur (Delphinium).

Culture: The seed should be sown from early May until July—the earlier the better—either in a cold frame or in the garden, but in both instances the bed must be shaded. When large enough to handle transplant once more into a bed, allowing them 6 inches of space for each plant; finally early in September plant out into their permanent quarters and when ground becomes frozen cover up with six inches of straw. Allow 18 inches of space for each plant when in border.

As the quantity of seed available for this year is extremely limited—and being anxious to disseminate this novelty at once—we offer,

Seeds, per large pkt., 50c

COMPLETE OFFER
OF
OLD-FASHIONED FLOWERS
(Perennials and Biennials)

Achillea

Popular Name—Milfoil—Yarrow

This plant is of the easiest possible culture, and this is really its fault, for it grows so rapidly that it should be lifted each spring, divided and reset, for if this is not done it sends its root runners in all directions and you will find it coming up 50 to 100 feet away from its spot.

No. 6300. — **The Pearl.** The plants grow fully 2½ feet high and branch profusely, so that at least one foot of space must be given for each plant. These plants should be staked to look neat. Flowering season, August to September. Plants form dense clusters of slender stems with narrow foliage terminating into dense perfect little double flowers of purest whitePkt., 25c

Alyssum

Popular Name—Gold Dust—Rockmadwort

A splendid spring flower, appearing in May, bedecked in its mantle of gold; ideal to combine with Darwin Tulips; grows only 6 in. high.

No. 6310. — **Saxatile Compactum,** golden yellows, space 1 foot.....Pkt., 10c

Anchusa

Popular Name—Alkanet—Sea Bugloss

One of the loveliest of blue flowers, which should be by the scores in every garden.

To increase this plant, lift the roots in July and cut them to pieces—See "Flower Lore."

No. 6320. — **Italica Dropmore Var.** The gigantic, heavy, fleshy leaves, which cluster around a crown, are hairy on the reverse side and glossy deep green on the surface. From the center of the plant appears, about the middle of June, a robust flower-spike, which grows to a height of 4 feet, and which sends out its branches in all directions, giving the flowering part a pyramid form, very similar to a spruce. Each side shoot terminates in loose clusters of giant Forget-me-not like flowers of a deep gentian blue color. The plant reaches its zenith about the end of June and remains attractive through July. If the flower-spike is cut back as soon as the flowers fade several smaller spikes will appear in August, and will last all through fall. Space, 3 feet. The plant should be staked during the flowering season.....Pkt., 25c

Long Spurred Aquilegia

Popular Name—Columbine

If you want to enjoy perfect Columbines at all times, it is essential that you grow a fresh lot from seed each year. However, it takes two full years to have a perfect flowering plant.

While they do beautifully in the sun, they are one of the very few plants that do exceedingly well in the shade. Allow one foot of space for each plant.

Our offer consists of the long-spurred varieties exclusively.

No. 6325. — **New Scotch Long Spurred.** Originated in Scotland in a famous garden, where they are considered the peer of any. The seed we offer comes direct from this garden.....Pkt., 50c

No. 6330. — **Fuld's Long Spurred Mixture.** This is an English strain which we can highly recommend.....Pkt., 25c

- No. 6335. — **Coerulea Hybrids.** The well-known Rocky Mountain Columbine, but appearing in all beautiful shades.....Pkt., 25c
No. 6340. — **Chrysantha.** Pure golden yellow.....Pkt., 15c
No. 6342. — **Coerulea.** The true Rocky Mountain Columbine, true blue and whitePkt., 25c
No. 6345. — **New Giant Lavender** (Novelty 1920). Flower large, with long spurs having white or pale primrose petals and deep to silvery lavender petals and spurs—beautiful.....Pkt., 35c
No. 6347. — **White Beauty.** Pure white, long spurred.....Pkt., 25c
No. 6348. — **New Rose and Scarlet Shades.** Very attractive.....Pkt., 50c

Arabis

Popular Name—Rockcress

The earliest of all perennials to bloom, glorying in its mantle of snowy white soon after the snow disappears and the first warm spring days give an impetus for things to grow. Like a carpet it beds rockeries and borders edges, and here it is really at home. Where spring bulbs are naturalized the association of *Arabis* gives a charming effect. *Tulip Cottage Maid* is fine coming up through this. Its height is at the most 6 inches, but when in bloom the entire plant is covered and no foliage is visible. It should be used to cover the bare spots in borders, particularly between late flowering tall plants, as it likes shade in summer in order to increase. Space to be given is 9 inches. The flowering season extends often into May.

- No. 6350. — **Alpina White**.....Pkt., 10c

No. 6360. Aster Sub-Coeruleus

Please do not mistake this for a Michaelmas' Daisy, for it has no resemblance to it. From a tuft of narrow lance-like small fleshy leaves arise in June from 10 to 20 erect fleshy slender stems 12 to 15 inches high, of which each one is crowned with a most charming daisy flower of a delightful shade of lavender blue and orange center. For a cut-flower it has no equal, and as an effect in the foreground of a border it is a joy to behold. Every second year the plants should be lifted and divided. A clump will make twenty-five new plants.....Pkt., 25c

No. 6370. Auricula Choice Mixed

A type of primroses which is distinguished by its rich velvety colors and its bright eyes. The plants are not at their best until the second year. Mix seeds with sand before sowing.....Pkt., 25c

Bellis Perennis

Popular Name—English Daisy

In England this plant is an absolute perennial, but with us in America it is only biennial.

It is one of those pleasing spring flowers coming in bloom with the tulips, with which it can be artistically combined. The pink variety is just ideal to connect with the pink flowered *Darwin Tulips*.

Its Culture. Sow seeds during May or June—not later—and, when fairly up, transplant to another bed, allowing at least 4 inches between each plant. If you have a cold frame sow and transplant in one and winter them in the same spot with glass as protection; but if you rely on your garden only, protect the plants during the winter with straw and transfer the plants where wanted to bloom in the spring.

- No. 6380. — **Giant White**.....Pkt., 25c
No. 6385. — **Giant, vivid light pink**.....Pkt., 25c

Please observe that the strain we offer bears gigantic flowers, the equal of small asters.

Canterbury Bells

Botanical Name—*Campanula Media*

The culture of Biennials is exactly like that given for "Bellis" except that the time of sowing varies. For that reason we give the time of sowing only hereafter.

- No. 6400. — Single Purplish Blue.....Pkt., 10c
No. 6402. — Single Pure White.....Pkt., 10c
No. 6404. — Single Pink.....Pkt., 10c

Cup and Saucer

Botanical Name—*Campanula Calycanthema*

The difference between this flower and the foregoing is that the Bell Flowers have an additional large spreading saucer. The culture is identical to the foregoing.

- No. 6405. — Purplish Blue.....Pkt., 25c
No. 6406. — WhitePkt., 25c
No. 6407. — PinkPkt., 25c

Chimney Bells

Botanical Name—*Campanula Pyramidalis*

This variety is one of the choicest of all the campanulas; they form a perfect pyramid 4 to 6 feet high, crowned with large beautiful flowers, which come into bloom in August and September.

- No. 6408. — BluePkt., 25c
No. 6409. — Pure White.....Pkt., 25c

Campanula

Popular Name—*Bellflower*

- No. 6410. — *Carpathica* (Carpathian Harebell). A splendid subject for the rock garden, growing in tufts, spreading about 6 inches in diameter. In June these tiny plants are literally covered with upright bells of a clear, rich blue, which appear uninterruptedly until frost.....Pkt., 15c
No. 6412. — *Alba*. The same as the foregoing, except that the flowers are whitePkt., 15c
No. 6414. — *New Bluebell* (Summer Charm).....Pkt., 50c
No. 6415. — *Persicifolia Grandiflora Coerulea* (Peach Bells). Stately border plants of unusual beauty; the slender flower-spikes grow 3 feet high, and are well dressed with bell flowers which face forward. Excellent for cutting. Flowers in June. Clear, deep blue. Space 1 foot. Pkt., 25c
No. 6417. — *Alba*. Pure whitePkt., 25c

Coreopsis

Botanical Name—*Calliopsis*

A very popular and most serviceable plant for the border. The foliage grows in symmetric clusters, 12 inches high, and from its centre appear graceful, thin, wiry flower-stems growing to a height of 2½ feet, which terminate in a large Daisy-like golden flower with a yellow centre. The petals of the flower are lanced, which helps to enhance its beauty. These flower-spires appear in great profusion from June until late autumn uninterruptedly, particularly so if the flowers are constantly cut. As a cut flower to last, this is undoubtedly the best of all perennials. Space to be given, 15 inches.

- No. 6460. — *Lanceolata Grandiflora*Pkt., 10c

No. 6470. *Cerastium Tomentosum*

A splendid plant for the forefront of a border or for rockeries. It lies flat on the ground, showing neat, silvery-white leaves, and is covered in May with a carpet of pure white flowers.....Pkt., 10c

Delphinium

Popular Name—Hardy Larkspur

Larkspurs are invariably the leading favorites of those who love the hardy flowers, because they have virtues of unusual merit. Statelyness in appearance, boldness in power, massiveness in form and brilliancy in effect are a few of their recommendable features. Their greatest charm is the loveliness of their shades, a range unapproached by any other, namely, from the palest blue to the darkest indigo and violet. The newer forms, with immensely large flowers and bee-like centres, are remarkably striking. Delphiniums are, in their season (June) the most gorgeous species of the order, and, by intelligent arrangement and care, can be made to appear a blaze in the garden. The stately spikes will grow from 4 to 6 feet tall, according to variety, and if cut back immediately after blooming, a second crop of smaller shoots appear in August, often lasting till frost time. These plants should never be allowed to remain longer than three years undisturbed, but each year separated and replanted. This should be done in the spring. Delphiniums love a rich soil and a sunny situation. A combination of blue Larkspur with the snowy-white Ascension Lily (*Lily Candidum*) is always stunning. Both flower at the same time.

Coal ashes, strewn over the plants in the fall, will prevent slugs from destroying these plants during winter and spring. Delphiniums can be used with splendid effect, not only in the hardy border, but as well in formal or Italian gardens, or as specimen plants for a bold decoration near entrances of buildings, or in close proximity to gates. The tall-growing varieties should be given a space of nearly 2 feet; for the Chinese varieties 1 foot of space is sufficient.

Larkspur cannot only be easily grown from seed, but form one of the interesting features in connection with growing perennials from seed. Each of the following varieties, except *Delphinium Chinensis*, do not attain perfection until two years from sowing, although it flowers the year previous; *Delphinium Chinensis*, though, flowers even the year of sowing. Larkspur seed must be absolutely fresh in order to germinate. We pay particular attention to this fact and supply the freshest possible seed.

Diseases. The great trouble with these plants usually encountered is the "Blight." In Volume One of "Flower Lore" is disclosed an absolute remedy for this trouble.

No. 6500. — Fuld's Surprise Mixture. Nothing better can be offered in the way of wonderful varieties than this mixture contains. The seeds come direct from a renowned hybrider.....Pkt., 35c

No. 6505. — Belladonna, Fuld's "Select" Strain. Absolutely the finest strain ever offered.....Pkt., 50c

No. 6510. — Zalil. Large pure sulphur yellow flowers on big spikes,
Pkt., 25c

No. 6515. — Bellamosa. The shape, size and habit of the foregoing, except the color—a clear dark blue.....Pkt., 35c

No. 6520. — Formosum. Dark bluePkt., 15c

No. 6530. — Chinese Butterfly. Plants grow bushy, have fine cosmos-like foliage and bear a profusion of single cornflower-blue flowers in loose sprays. This particular variety is the finest of all.....Pkt., 25c

No. 6532. — BluePkt., 15c

No. 6533. — WhitePkt., 15c

Digitalis

Popular Name—Foxglove

Although a biennial, it can be made perfectly hardy by cutting the flower-spikes before they have finished blooming. The result is that a number of young plants form around the old crown, and the following year a number of spikes will appear where formerly there was but one. Foxgloves require protection of leaves during the winter. Masses of Foxgloves edged with an attractively colored Sweet William make the most effective groups. Well-grown plants should attain a height of 5 feet, while the foliage spreads to a circle of 2 feet. The clumps of hairy, fleshy leaves are very attractive, even when the plant is not in bloom. Seeds are best sown in the open, never thinned out nor transplanted until the following spring. For winter protection cover with straw.

- No. 6550. — Purplish Blue Pkt., 15c
- No. 6552. — White Pkt., 15c
- No. 6554. — Delightful Pale Pink Pkt., 15c
- No. 6555. — Pale Yellow (dwarf growing)..... Pkt., 15c
- No. 6560. — All colors blended..... $\frac{3}{4}$ oz., 50c; pkt., 15c

No. 6585. Eupatorium Ageratioides

A tall, bushy plant attaining a height of 5 feet, with foliage and flowers like an Ageratum, but color is pure white. Flowers in August. Does well in shade..... Pkt., 15c

Gaillardia

Popular Name—Blanket Flower

- No. 6592. — Finest Mixed. All colors..... Pkt., 25c

No. 6600. Gentiana Asclepiadea

The Willow Gentian, a very handsome plant, producing long, leafy stems well furnished late in summer with attractive purple-blue flowers all up the stem; 2 feet..... Pkt., 25c

Gypsophila

Popular Name—Baby's Breath

One of the most useful of all perennials. A fairly strong stem arising from the root, branches freely and produces a perfect bush 3 feet high and 2 feet through.

The side-shoots are extremely fine and wiry, and the foliage which accompanies the plant to half its height is like a perfect blade of grass 2 to 3 inches long.

The entire head of the plant, to a depth of 12 inches from the flowering part, is like a sea of bloom, composed of dainty, minute blossoms of white. The effect even close-by is a perfect cloud of grayish white, misty and elegant in the extreme. When cut it forms splendid material to combine with Sweet Peas or other flowers, whose own foliage is not suitable for cutting.

In the border it relieves the concrete aspect of plants and pleases the eye. The plants are smothered with flowers during July and August. Allow at least 18 inches of space for each plant. The dead flower-heads should not be cut back until late in the fall; cutting earlier is apt to kill the plant.

- No. 6625. — Paniculata. Single white blossoms..... Pkt., 15c
 - No. 6627. — Paniculata. Fl. Pl. (New). The same as above, with double flowers, exceedingly handsome and fine for cutting..... Pkt., 35c
- Please note only about 30 per cent of the seedlings are double.

6650. Heuchera Sanguinea Splendens
Popular Name—Coral Bells

A dwarf-growing plant, 16 inches high, with glossy, crimped leaves, showing up the end of June an abundance of graceful, elegant sprays of deep coral pink flowers. Fine for cutting or effect.....Pkt., 25c

Fuld's Superb Double Hollyhocks

July would indeed be a dreary month in the garden were it not for the unusual gaiety of the Hollyhocks, but in order to have beautiful shades of colors and fine healthy specimens of plants, we must re-sow them each year, and please do not use your own saved seeds, for they will only be poorer than what you have had.

Please observe that even though we offer seeds of double Hollyhocks, every package will produce some plants which are single, and only a certain percentage of the plants raised from seed are true to color.

To prevent rust, sterilize your bed with "Carco" and spray the plants every two weeks with the same material.

- No. 6675. — Newport Pink, an exquisite shade of true pink.....Pkt., 25c
 - No. 6680. — Salmon PinkPkt., 20c
 - No. 6682. — Beautiful Garnet RedPkt., 25c
 - No. 6685. — Light YellowPkt., 20c
 - No. 6695. — Pure White, with Violet Center.....Pkt., 20c
 - No. 6696. — Apple Blossom PinkPkt., 20c
 - No. 6697. — Bright RosePkt., 20c
 - No. 6698. — Carmine RosePkt., 25c
 - No. 6699. — Assortment of All Colors.....Pkt., 15c
- Collection one packet each, eight separate varieties.....\$1.50

Fuld's Single Hollyhocks

Many gardeners prefer the single Hollyhocks, and it gives us pleasure to offer now for the first time seeds of single form.

- No. 6708. — Assortment of All Shades.....Pkt., 15c
- No. 6710. — Hollyhock New Fringed MixedPkt., 25c

Iberis

Popular Name—Hardy Candytuft

Dwarf plants of upright growth and evergreen foliage, growing in tufts along a fleshy stem. Every stem, 12 inches tall, is crowned with a dense flat head of flowers early in the spring. The flowers are almost exactly like the annual Candytuft. After the flowers disappear a seed-pod of the same form as the flower, in a vivid green color, takes its place. Space, 9 inches.

- No. 6715. — Sempervirens. White flowers and evergreen leaves....Pkt., 15c

Linum

Popular Name—Flax

A graceful loose, airy plant, growing 12 inches high, and which is splendid when planted with Delphiniums, as it flowers in June at exactly the same time.

- No. 6750. — BluePkt., 10c
- No. 6755. — WhitePkt., 10c

Remarkable New Hardy Lupins

Lupins are the show of the borders when they are in their prime. The artistic foliage, the stately pyramidal spikes and their lovely colors are a feast for the eye. Set the plants 18 inches apart and give them the best of soil.

- No. 6775. — **Beauty**, primrose yellow, passing to soft mauve. Pkt., (10 seeds), 25c
 - No. 6776. — **Brightness**, rich mauve and white. Pkt., (10 seeds), 25c
 - No. 6777. — **Butterfly**, brilliant purple and white. Pkt., (10 seeds), 25c
 - No. 6778. — **Cobalt Blue**, bright cobalt blue. Pkt., (10 seeds), 25c
 - No. 6779. — **Enchantress**, soft blue, upper petals rose. Pkt., (10 seeds), 25c
 - No. 6780. — **Excelsior**, brilliant rich mauve. Pkt., (10 seeds), 25c
 - No. 6782. — **Summer Cloud**, soft rose, passing to deep rose. Pkt., (10 seeds), 25c
 - No. 6784. — **Purple Beauty**, violet purple. Pkt., (10 seeds), 25c
- Collection one packet each, seven separate varieties.....\$1.75

Myosotis

Popular Name—Forget-Me-Not

There are two distinct strains of Forget-Me-Nots: (1) which is biennial and which must be sown each year; and (2) which is perennial and lasts for a number of years.

Biennial Sorts

- No. 6790. — **Victoria**. Compact, dense plants of the brightest blue. Pkt., 15c
- No. 6792. — **Rubusta Grandiflora**. A very robust plant with large masses of flowers. Fine for cutting. Pkt., 15c
- No. 6794. — **Sylvatica Blue King**. This is known as the Wood Forget-Me-Not and should be sown freely along woodland walks, and especially in semi-damp situations. Pkt., 25c
- No. 6796. — **Sylvatica Rose Gem**. Clusters of rosy pink flowers. Pkt., 25c
- No. 6798. — **Sylvatica White Lady**. Compact, white with a yellow edge combines beautifully when grown with No. 6794. Pkt., 25c

Perennial Sorts

These differ from the biennial kinds in that they are permanent, and for this reason alone they are to be preferred.

- No. 6800. — **Dissitflora**. A robust growing plant with large sprays of clear blue flowers. Pkt., 25c
- No. 6810. — **Palustris Semperflorens (Blue)**. Excellent for shady spots under trees and borders. Unrivalled as a rockery plant—charming to naturalize in damp or moist places. Pkt., 25c

Oenothera

Popular Name—Evening Primrose

A very valuable plant, as it succeeds almost in solid shade, and then flowers all summer long. Once established, it increases a hundredfold in a year. The loosely formed bushy plant grows to a height of 15 inches, and from June on is covered with bright golden buttercup-like flowers.

- No. 6820. — **Youngi**. Pkt., 25c
- No. 6825. — **Oenothera "Afterglow"**. Novelty. Pkt., 25c

Papaver Nudicaule
Popular Name—Iceland Poppies

Splendid little blooms, which in the very early spring brighten the landscape with their beautiful delicate blooms. Ideal for the rock gardens or on the edges of borders. From a tuft of light green fern-like foliage arise in profound slender, leafless stems, 1 foot in height, each graced with a charming cup-shaped flower. Space, 9 inches.

- No. 6875. — White Pkt., 15c
No. 6876. — Bright Yellow Pkt., 15c
No. 6877. — All Shades blended Pkt., 15c
No. 6880. — Poppy Sunbeam. Novelty. From England Pkt., 35c

Papayer Orientale

Popular Name—Oriental Poppy

The common brick red Oriental Poppy is impossible in any artistic garden, but the varieties offered here are exceedingly handsome. A fair warning—not all seeds will produce plants true to description.

- No. 6890. — Mrs. Perry. Apricot pink Pkt., 35c
No. 6892. — Princess Victoria Louise. Delightful salmon Pkt., 35c
No. 6893. — Prince of Orange. Rich orange..... Pkt., 35c
No. 6894. — Queen Alexandra. Rose Pkt., 35c
No. 6895. — Perry's White. Pure white Pkt., 50c
No. 6896. — Beauty of Annandale. Dark wine color..... Pkt., 50c
Collection one packet each, six separate varieties.....\$2.00

Platycodon

Other Botanical Names—Wahlenbergia, Campanula Grandiflora
Popular Names—Balloonflower, Japanese Bellflower

A very hardy plant, succeeding in all kinds of soil and location. The tuberous roots produce a cluster of handsome foliage, from which arise several slender flower-shoots, which, when unsupported, have the habit of bending to the ground and rising again, so that to be neat in appearance the plants should have a slight support. From the upper part of these slender stems appear the interestingly formed flowers in July, and from that time on they grace the plant uninterruptedly for nearly eight weeks. The buds, just previous to opening, have all the appearance of an inflated balloon, while, when open, they are of a cup-shape formation. Space, 1 foot.

- No. 6900. — Grandiflora Alba. White..... Pkt., 15c
No. 6905. — Grandiflora Coerulea. Blue Pkt., 15c

Pyrethrum

Popular Name—Colored Daisy

From a dense tuft, 18 inches in diameter, of fern-like foliage, arises in June a great quantity of round pencil-like flower-stems, 2 feet high, which bear a very large Daisy-like flower, in such shades as delicate pink, bright pink, flesh pink, pure white and crimson. One of the showy perennials in June and excellent for cutting. Space, 18 inches.

- No. 6950. — Single. All colors Pkt., 25c
No. 6951. — Single. Rose Pkt., 25c
No. 6952. — Single. White Pkt., 25c
No. 6953. — Single. Rich crimson Pkt., 25c
No. 6954. — Single. Flesh color Pkt., 25c
No. 6955. — Double. All colors, seeds very rare..... Pkt., 50c

Polemonium

Popular Name—Jacob's Ladder

Dwarf plants well furnished with loped foliage from whose centre rise numerous fleshy flower-spikes 18 inches tall, dressed with flowers similar to sage. Flowering season, June to August.

- No. 6960. — **Coeruleum** (Greek Valerian). Numerous spikes of beautiful sky blue flowers with golden anthers; elegant bushy habit.....Pkt., 15c
- No. 6965. — **Album**. White flowers.....Pkt., 15c

Blue Hardy Salvias

The Glory of the Garden in Summer or Fall

Blooms from July until frost. You can plant it anywhere, for it grows from 2 to 3 feet, and only occupies about 8 to 10 inches space of width. Its color is the most lovely pale cloudy blue, the very sky on an early summer's morning.

- No. 5010. — **Farinacea**Pkt., 50c

Scabiosa

From a compact dwarf growing plant spring up in June an abundance of straight leafless stalks 15 to 18 inches high, which bear on top a beautiful single saucer-like blossom. The flowers appear in succession from June until September. Excellent for the fore ground of Hardy Borders.

- No. 7040. — **Caucasica**Pkt., 35c

Stokesia

Popular Names—Cornflower Aster, Stokes Aster

A beautiful native plant, grows from 18 to 24 inches high, bearing freely from June till October its handsome Cornflower-like blossoms, which measure from 4 to 5 inches across. It is of the easiest culture, succeeding in any open, sunny position, and not only is it desirable as a single plant in the hardy border, but it can also be used with fine effect in masses or beds of any size. Space, 1 foot.

- No. 7060. — **Cyanea**. Bright blue.Pkt., 15c

Sweet William

Botanical Name—Dianthus Barbatus

These are truly "biennials," and yet you say: "Why, I have sowed them but once and have enjoyed them for years." This is quite true, but still they are not perennials. What you have enjoyed were not the same old plants, for Sweet Williams sow their own seeds freely, and so you have had fresh plants grown by themselves.

But there is one thing you have not noticed; namely, the quality of each bloom has decidedly deteriorated, and so it behooves you to start with fresh seeds.

Sow the seeds from May until August in a bed in the open garden, thin them out and do not disturb them further until the spring following, when you may plant them where you want them to bloom. During the winter protect them with straw. Sweet Williams have been vastly improved both in size and form of flower, and we take pleasure in introducing now two very fine examples of improved sorts.

- No. 7075. — **Double Giant Mixed**Pkt., 20c
- No. 7080. — **Newport Pink**, salmon pink.....Pkt., 20c
- No. 7085. — **Crimson King**, dark crimson.....Pkt., 20c
- No. 7087. — **White Beauty**, pure white.....Pkt., 20c

Shasta Daisy

Absolutely hardy and of easiest possible culture, but requires the following treatment in order to obtain the best results. Soon after the plant has made its growth of foliage in the springtime it begins to throw up the flowering shoots. These must be removed up to August 15th, for if allowed to develop as they first appear, the plant will flower itself to death and disappear. If treated as we suggest it will produce an enormous leaf growth and up to fifty gigantic flowers at one time, lasting from early September until the snow flies. The flower-stems will grow 15 inches high and produce monstrous with Daisies, which are not only exceedingly attractive in the garden, but form also one of the finest cutting materials.

No. 7050. — Alaska, giant flowers of pure white.....Pkt., 25c

Thalictrum

Popular Name—Meadow Rue

The large cluster of foliage resembles that of a maidenhair fern in enlarged form, and from its centre rise several stout, smooth flower-spikes, 4 to 5 feet high, which branch toward the top, and produce an open large head of ageratum-like flowers. When fully open these heads are a magnificent spectacle and are splendid for cutting. The flowers appear in June and July. Space 18 inches.

No. 7100. — *Aquilegiafolium*, purple flowers.....Pkt., 20c

No. 7105. — *Dipterocarpum* (new), distinct, mauve flowers, a charming noveltyPkt., 50c

No. 7115. *Thermopsis Caroliniana*

A plant resembling somewhat the Lupin as to bloom, but growing 4 to 5 feet tall; rather bushing, flowering profusely, with tall spikes of sulphur yellow, in June and July.....Pkt., 25c

Valerian

Tall, stately plants attaining a height of 4 feet. The umbel shaped flowers are carried on erect but slender stems and appear in June, just as the Delphiniums are in their prime. Combined with these they are just lovely.

No. 7150. — WhitePkt., 10c

No. 7152. — RedPkt., 15c

Verbascum (Mullein)

"When I was told that the hybridizers had changed this common weed into a lovely garden flower I was amazed, and I decided to try it out. You cannot imagine how surprised I was to see them in bloom last summer. I predict a grand future for them. Nothing more stately can we find in the garden or rockery."

No. 7180. — *Ellen Willmott*, a grand border plant, forming great rosettes of woolly green foliage from which rise bold spikes of very large white flowers 5 to 6 feet high.....Pkt., 25c

No. 7185. — Mixed Sorts, all colors.....Pkt., 25c

Veronica (Speedwell)

A splendid class of plants, which gives us some of our most useful material for the hardy border, and, as it is rich in shades of blue, it supplies us with a rare color. All Veronicas succeed in every possible location, are perfectly hardy and readily increase. Space, 1 foot.

No. 7205. — *Alba*. Same as preceding, having white flowers.....Pkt., 25c

No. 7210. — *Incana*. Bright silvery foliage, with spikes of amethyst blue in July and August.....Pkt., 25c

Viola Cornuta

Popular Name—Tufted Pansies

This is the only flower among all the perennials of which you can truthfully say: "It is always in bloom." No border today can be thought of unless some of these are embodied in it. They love the outer edge; at the same time they prefer semi-shade, but have been seen doing splendidly right in the open sun. Shear the tops at least twice a season, say in July and September, so as to keep seed pods off.

No. 7225. — White	Pkt., 25c
No. 7230. — Light Violet	Pkt., 25c
No. 7232. — Pure Yellow	Pkt., 25c
No. 7233. — Rose	Pkt., 25c

Scotch Violas

(The True Hardy Pansy)

While they are not so large as some of our usual pansies, they are far more effective for the border, because they flower much freer and longer. They are perfectly hardy and can easily be increased through layers.

No. 7238. — John Quarton, mauve	Pkt., 25c
No. 7240. — J. B. Riding, purple	Pkt., 25c
No. 7242. — Rose Queen, rose	Pkt., 25c
No. 7245. — Kitty Bell, light lavender.....	Pkt., 25c
No. 7250. — Lord Elcho, golden yellow, dark rays.....	Pkt., 25c
No. 7255. — White Queen, pure white.....	Pkt., 25c
No. 7256. — William Robb, deep lavender.....	Pkt., 25c
No. 7258. — Assortment of Exhibition Varieties.....	Pkt., 25c
Collection one packet each, six separate varieties.....	\$1.25

THE CHIMNEY BELLS

(Campanula)

Up from the earth these marvels spring,
 In white enchanting spells,
 Till all around, above me swing
 The stately chimney bells.

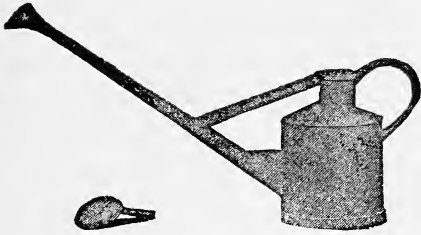
Like myriads of silver stars,
 Transplanted from the night,
 And ranged in rows on emerald bars,
 To give the soul delight.

As twilight on the garden falls,
 All sounds of striving cease;
 Each bell of Canterbury calls
 An Angelus of peace.

—From "Outdoors and In."

*"Just Delightfully
Different"*

THE IDEAL WATERING POT



Ideal Watering Pot

This pot has been especially designed to sprinkle seedflats and seedbeds in frames or in the garden.

The spray goes to the soil in the most gentle manner and thereby the seeds are not disturbed.

Six Quart Size..... Each, \$5.50
Three Quart Size..... Each, 3.50

GILSON WEEDER

Four Times the Work With Half the Effort

The double-edged oscillating steel blade of the Gilson Weeder cuts both ways under the soil surface, destroying weeds and loosening the earth. It lightens and levels the soil and forms a perfect mulch.


Every stroke counts, backward and forward. There is no tiresome chopping movement as with the ordinary hoe. You work away from the loosened soil, instead of working over it and tramping it down.

The Gilson Weeder does the work of a rake also, clearing the ground as you work, without changing tools. It leaves the ground in perfect condition for absorbing warmth and moisture.

The weeder can be run close to the plants and shrubbery without harming them, because the side-arms act as fenders for the cutting blade. It is easy to reach under shrubs and flowers.

This particular narrow tool is a godsend to the amateur. You can now weed between closely set plants in flower beds without having to step on the bed at all. Just the ideal tool for hardy borders, which often are very deep.

6-foot Handle



Pat. Jan. 11, 1916

Pat. May 1, 1917

Size 1—3½-in. Blade, for Narrow Rows, with 6-foot handle..... \$1.00
Size 2—5-in. Blade, for General Work, with 6-foot handle..... 1.25
Size 3—6-in. Blade, for General Work, with 6-foot handle..... 1.35
Size 4—8-in. Blade, for General Work, with 6-foot handle..... 1.50

*Please use enclosed
Order Form*

*Learn how to grow Flowers
right; read "Flower Lore"*

THE AUTO SPRAYER



Every gardener should have this only practical sprayer.

It works like a charm; no effort; just hang it on your shoulder and hold the nozzle. Of course every time you fill it you pump it full of air.

In Brass.....Each \$14.00

This is the only sprayer with which to apply "Melrosine."

USE "CARCO" IN YOUR GARDEN

What Is "Carco?"—A liquid sterilizer, insecticide and fungicide, all combined.

What Will It Do?—It kills every living insect in the soil and more than that, the eggs and larvae of those which afterwards breed and come to the surface; it will destroy the cutworm and for this one purpose alone every gardener needs it. But it also kills the eelworm, which attacks Cucumbers and Asters, as well as the maggot which is so injurious to onions and grass. It will do more than that; it will make many a plant immune to the attack of insects and disease; it prevents blight, rust and leaf-spot.

How Is It Applied?—For Root Maggots—Use 1 part of Carco Spray to 75 parts water and spray the ground freely before planting. As soon as the vegetables show, spray again with a solution of 1 part of Carco to 125 parts water. Repeat every two or three weeks for a period of six or eight weeks.

For transplanted vegetables as Cabbage, etc., first spray the ground with a solution of 1 to 75, and as soon as plants begin to freshen, continue spraying as above.

For Cut Worms, Grubs and other Worms—Dilute 1 part Carco to 125 parts water and apply freely, preferably in the late afternoon.

Important—Use a coarse spray always.

It has proved a remarkable success in increasing the yield of Cabbage, Cauliflower, Turnips, Radishes, Onions, Beans, Beets, etc.

It has entirely eliminated rust on Hollyhocks, blight on Delphiniums, leaf-spot on Violets.

It is absolutely harmless to the living tissues of the plant so that it can be applied freely to any part.

As a preventative, soak the ground with it in the early spring, before any planting takes place and again several times after plants are up over the foliage.

Quart, \$1.50

Gallon, \$4.00

Learn how to grow Vegetables right; read "Vegetable Lore"

Please use enclosed Order Form

How to Kill Obnoxious Growth in Drives and Garden Walks

One of the greatest difficulties confronting the gardener is to keep grass and weeds from growing in the walks and drives.

The usual method of eradicating this nuisance has been to employ the hoe and trowel, but this is a tedious job and it is not lasting, for in another week another crop appears.

If you have had that trouble do not worry any longer, for we can supply you now with a liquid spray which by one application during the season will destroy every living growing plant in your walks and drives and this can all be done in less time than you can imagine.

This wonderful spray is called

"ATLAS WEED KILLER"

"ATLAS" is the deadly foe of all weed growth on walks, drives, and similar places where vegetation of any kind is undesirable.

It is not only a weed killer, but a very effectual preventive against their return for a season. The results of its use will be apparent for several seasons.

It is a clean, odorless liquid, which you liberally dilute with water, and apply with watering pot.

"ATLAS" so effectively sterilizes the soil that no weed seeds will grow there. It penetrates to the deepest roots, which hoeing and hand weeding can never reach, and leaves nothing but a few dried stalks to be swept away by the elements. For these reasons, "ATLAS" is the cheapest and by far the most effectual method of weeding, wherever it is desired to kill off every trace of vegetation.

As a general rule, one gallon of Atlas "A" will treat 600 to 700 square feet when diluted with fifteen to twenty gallons of water.

This is sufficiently strong to kill all ordinary weeds, but where the growth is very luxuriant, or in the case of some tenacious growths, such as Horsetail, Johnson or Bermuda grass, it may be necessary to use the solution more generously, or to give a second application as soon after as regrowth begins to appear, to thoroughly kill all the roots.

Never apply "ATLAS" immediately after a rain. After a heavy rain let forty-eight hours elapse before applying.

Because of its great strength "ATLAS" is the most economical of weed exterminators. Full directions are on each package.

If you own a tennis court and have been troubled with the weed nuisance, you will welcome the assistance of ATLAS as a ready means of weed extermination, without the slightest disturbance of the surface of the court, or interference with the play.

It is as clean as water, and leaves behind it naught to soil white shoes or clothing.

Hand weeding and hoeing are both objectionable on account of the rough or soft spots which they leave behind. "ATLAS" leaves the ground perfectly smooth and hard.

If we have not exhausted the list of users for "ATLAS" it is because the reader of this book will doubtless be able to suggest many others for himself.

Wherever there are weeds "ATLAS" will remove them.

Per gallon	\$3.00
Per 5 gallon drum.....	12.00
Per 10 gallon drum.....	20.00
Per 50 gallon barrel.....	75.00

Maurice Fuld, Inc.

7 West 45th St., New York

STIM-U-PLANT

An All-the-Year Fertilizer for Garden and House Plants

Plant success is a matter of feeding definite amounts of stimulating foods as the plants need them.

Stim-U-Plant is one of the most effective concentrated plant foods made, containing a higher percentage of Nitrogen, Phosphoric Acid and Potash than the best grades of commercial fertilizers. The proportions are accurate, there is no unnecessary filler, and you are able to apply the plant food exactly when, where and as needed.

Stim-U-Plant comes in tablet form and can be used in this form, or dissolved in water, one tablet to each quart of water, making the food immediately available to the plants. One tablet is sufficient to feed a large plant from ten days to two weeks.

Stim-U-Plant increases production, heightens color, hastens maturity and improves quality and may be freely used from early Spring until late Fall outdoors, and during the Winter for pot plants, hot-house benches and window boxes, as well as for evergreens and other trees.

Stim-U-Plant tablets are pleasant and convenient to handle; there is absolutely no odor nor other unpleasant feature about them.

Stim-U-Plant tables are packed in three sizes.

30 tablets, 25c; 100 tablets, 75c; 1000 tablets, \$3.50

Complete Offer of
Gladioli--Dahlias--Lilies

DAHLIA

Dahlia, in her stiff old-fashioned Crinoline, was quite the grand dame; and yet today we love her in her simple gown—and dainty collarette.

—From "Outdoors and In."

Maurice Fuld, Inc.

7 West 45th St., New York

Standard Flower and Garden Fertilizer

Standard Flower and Garden Fertilizer is a superior plant food, in concentrated form, that may be used with equal success on house plants, in greenhouses or in the garden.

The analysis given below shows that Standard Flower and Garden Fertilizer contains all the essential elements in just the right proportion to produce a properly balanced and unusually highly concentrated fertilizer to meet all gardening requirements.

Standard Flower and Garden Fertilizer is odorless.

It is so strong that a mere pinch will intensely fertilize a house plant and a one pound package will serve two hundred square feet effectively. You can use it either dry or dissolved in water.

We offer Standard Flower and Garden Fertilizer with renewed assurance of its merit because of the universal commendations we have received from our customers who have had experience with it. Not only have we had no complaints, but they all agree that it would be difficult to find a substitute that would prove so successful in enriching the soil, promoting luxurious growth, increasing the yield and imparting a deep green color to the foliage and brilliancy to the flowers.

Analysis

Nitrogen	15 to 17 percent
Equiv. Ammonia	18 to 20 percent
Avail. Phos. Acid	10 to 12 percent
Potash (K20)	8 to 10 percent

Prices: ½ lb. pkg., 50c; 1 lb. pkg., 75c; 5 lb. pkg., \$2.00; 25 lb. bag, \$5.00

Fuld's Unique Garden Stakes

It matters not how little there is in your garden, if the grass is cut and the edges neatly trimmed, your hedges pruned and every plant which needs it is **staked**—then your garden is beautiful and **orderly**.

The usual stake offered by seedsmen, as a rule, is entirely too clumsy and conspicuous to look well; a garden is not an exhibition hall for stakes, but rather a home for flowers.

A stake is needed to support a plant against winds and storm, but not to be more showy than the plant.

We are offering herewith a Japanese Bamboo cane of extreme sturdiness, not thicker than a pencil, perfectly straight and dyed green.

Sizes and Prices

18 in. tall.....	\$0.30	\$2.00
24 in. tall.....	.35	2.50
30 in. tall.....	.40	3.00
36 in. tall.....	.50	3.50
42 in. tall.....	.60	4.00
48 in. tall.....	.65	4.50

These stakes are ideal for Snapdragon, Annual Larkspur, Salpiglossis, Nicotiana, Scabiosa, Delphinium, Digitalis, Monkshood, Hardy Aster, Gladioli, Anchusa, etc.

Stakes should not extend above the plant but rather below the flower. Some plants require several stakes to make them look natural. Do not tie plants so they look stiff, but retain their natural grace as much as possible. Use raffia or soft twine for tying.

“Just Delightfully Different” Gladioli

The evolution of the gladiolus is the most remarkable in the history of any flower within the last ten years, and its evolution is still in progress, but as far as the garden public is concerned this evolution to many is unknown, simply because you have never seen the real up-to-date gladioli in its dress of silks and satin and its face of exquisite beauty.

The favorite of yesterday must be discarded, and once you grow the newer ones you will not even regret to part with some of your old friends, for newer ones, more delightful ones have taken their place.

Our list contains only those which you should grow in your own garden; many of the varieties offered in other seedbooks are what are commonly termed “commercial sorts,” and these should have room in our home garden. Others again have become obsolete for their poor colors or small dowers. You can safely order every variety listed in this book and feel confident you will like it.

Bulbs will be shipped any time from February until June, but planting should take place from April till June; plant in succession—some every week—so as to have succession of bloom.

Culture: Gladioli are grown either for cutting or garden effect. For cutting purposes they are grown in solid rows 12 inches apart and 5 inches apart in the row. They love a rich soil, and Bone Meal and Wood Ashes should be placed deep in the furrow before placing the bulbs. Cover all fertilizer with soil, for no bulb must come in contact with the fertilizer. Place the bulbs 6 inches deep and then the stalks require no support. Feed occasionally from the top with Pulverized Sheep Manure, after the plants are a foot high, and when the flower stalks appear feed every three days with liquid Cow or Sheep Manure. When cutting flowers always leave a set of leaves with the remaining stem, for this is essential to cure the new bulb. All Gladiolus bulbs must be lifted in October or November and stored in a dry, cool cellar for the winter. When grown for effect in the garden, plant between perennials or annuals which have foliage at their base, as for instance: Iris, Paeonis, Phloxes, Chrysanthemums, Snapdragons, Asters, Zinnias. Here allow a foot of space between the bulbs, but plant also 6 inches deep. They may also be planted in clumps of 6 or 12 in front of shrubbing or through Azaleas or low growing shrubs.

*"Just Delightfully
Different"*

Superb New Large Flowered Gladioli

There are a few sorts that appeal to the discriminating gardener, varieties which you will be proud of and which are the finest of the collection. While not all are novelties, we place them ahead of the complete offer to assist you in making your choice.

Marechal Foch. In honor of the World War hero has been named what we consider the most wonderful gladiolus ever produced. It is of "Kundred" origin, but was purchased with the privilege to name. Plant, stalk, leaf and flower impress one at once with a robustness of health, gigantic size and massive texture. The flower stalks grow nearly 4 feet high, showing at one time 6 gigantic open blooms, of which each petal is exquisitely ruffled. The unfolding bud is very similar to the rose Mrs. Aaron Ward. The color, a most delightful warm salmon pink. Stock is yet very limited, but in order, so everyone may enjoy this great novelty, we have priced it most reasonably. Please note that another variety with the same name has been introduced in Holland, but it is far inferior to our own certificate of merit.—Mass. Hort. Society, 1921.

Each, 35c; dozen, \$3.75; per 100, \$30.00

Maurice Fuld. The most graceful, the most pleasing and yet the largest bloom of any gladiolus in existence. The stalk is slender and rather graceful. Six flowers are open at one time, the individual blooms are extraordinarily large, measuring fully six inches across and more, and are borne singly so they can show off their grandeur in form and beauty in perfection. The color is a most delightful true pink with a faint breath of salmon. It is the best and largest pink gladioli in existence, and if you see it, you will agree to this statement; for an exhibition it has no superior Each, \$5.00

Coronna, New 1920. The most uniquely colored gladiolus we know of. We predict its great popularity, for one more striking, more effective, more artistic or more refined than this new one is rarely seen.

Picture in your mind a tall, graceful spike 4 feet high, showing toward the centre three open flowers six to seven inches across by actual measurement. Each flower in space by itself—not crowded—of a true butterfly form, the upper petals being far outstretched, while the lower ones curve downward. The color, a delightful shade of soft garnet—do you know "garnet"? Let us explain it: It is a brownish red—so soft, so pleasing that you can forget the cruel word "red." In order to set off still further this unique color and to emphasize the butterfly effect, the lower petals are each marked with a gigantic blotch of black crimson, edged white. The whole, a most striking effect.

While only three of the huge flowers are open at one time, the stalk carries sixteen of these flowers.

To make this variety instantly popular, we offer it at these low figures.
Each, 50c; dozen, \$5.00; per 100, \$35.00

Peach Rose. Another uniquely colored flower. The stalk is very robust and stout and 16 buds are carried, of which 6 to 8 are open at one time. The color—vivid rose-pink, illumined by deep crimson blotch on two lower petals. A very showy and bright colored flower; one which will remind you instantly of "Mrs. Frank Pendleton," with its orchid-markings.

Each, 75c; dozen, \$7.50

Scarlano. A most distinct new sort. The gigantic flower-spike carries 14 giant frilled flowers which are all open at one time, and with their brilliant orange scarlet flowers make the most stunning effect either in the garden or cut in a vase. Each, 50c; dozen, \$5.00; per 100, \$45.00

- Loveliness.** A superb and valuable gladiolus for the garden. The stout, erect stem grows to a height of 4 to 5 ft., being lined with a double row of magnificent flowers. Its great virtue lies in the fact that when the last flowers open the first is still perfect, and thus we can admire a stalk with 20 or 30 flowers at one time. It is spectacularly effective, both in the garden or when cut. From a pale yellow bud the open flower adopts a beautiful plush pink, waxy in appearance and delightful to behold. Grow it in masses against a background of evergreens, or let it rise through a border of blue Ageratums or through yellow Snapdragons.....Each, 25c; dozen, \$2.50; per 100, \$18.00
- Baron Hulot.** Perhaps the most famous of the blue or violet Gladioli. Flowers medium-sized, color distinct shades of violet blue.
Dozen, 75c; per 100, \$6.00
- Europa.** The best and purest white; long spikes with flowers as clear as the driven snow.....Each, 25c; dozen, \$2.50; per 100, \$18.00
- Florence.** A rich lavender, absolutely clear.
Each, 35c; dozen, \$3.50; per 100, \$28.00
- Gaiety.** As the name suggests, it is the gayest of all glads, and we are sure you will agree with us on this statement if you see it. The graceful slender tall stems show 14 enormous wide-open flowers. The coloring is unique. The ground color is deep rose, splashed with crimson, and a large, white blotch on each of the two lower petals, forming a perfect pansy-faceEach, 15c; dozen, \$1.50; per 100, \$12.00
- Gold Quelle.** Clear rich yellow, new, 1920.
Each, 25c; dozen, \$2.50; per 100, \$18.00
- Gretchen Zang.** Enormous flower of exquisite salmon pink, with carmine throat markings.....Dozen, \$1.50; per 100, \$12.00
- Herada.** Immense flowers of pure mauve; a most distinct rich color.
Dozen, \$2.00; per 100, \$15.00
- Liebesfeuer.** The finest red gladiolus for effect. The color is a vivid deep scarlet with a velvety sheen. In habit it is equal to "Loveliness," showing 20 or more flowers open at one time. For a brilliant effect in the garden it cannot be excelled. Plant in a bed of Achillea "The Pearl" or the Phlox "Tapis Blanc" and you make your garden stunning.
Each, 20c; dozen, \$2.00; per 100, \$15.00
- Mary Fennell.** Beautiful light lavender flowers borne on a tall slender spike, lower petals penciled with yellow.....Dozen, \$2.00; per 100, \$15.00
- Mary Pickford.** A flower of extraordinary beauty, delicate soft yellow, throat a creamy white.....Each, 35c; dozen, \$3.50; per 100, \$28.00
- Mona Lisa.** A beautiful lavender-pink which almost defies description. A shade which every Gladioli lover will appreciate.
Each, 75c; dozen, \$7.50; per 100, \$60.00
- Mrs. Frank Pendleton, Jr.** The richest orchid cannot boast of a more delightful coloring. The wide open flowers are of a most vivid blush pink, a blush which extends even to the back of the petal on a ground of waxy white. The throat is illumined with a brilliant scarlet blotch. Grow it this year and you will never again be without it.
Each, 20c; dozen, \$2.00; per 100, \$16.00
- Mrs. A. E. Kunderd.** A superbly formed white flower with slight tints of blush-pink; blooms are extra large.....Dozen, \$1.50; per 100, \$12.00
- Niagara.** Stately tall spike with wide open flowers on a pure straw yellow; most effective in the garden or vases. Plant with Phlox "Le Mahdi" and you will feast your eyes on it.
Each, 15c; dozen, \$1.50; per 100, \$12.00
- Oradell.** In effect this variety resembles "Marechal Foch," but its color is just somewhat deeper and thereby more sombre, and the flowers appear two weeks earlier; otherwise it is a beautiful bloom and equally well desirableEach, 30c; dozen, \$3.00; per 100, \$22.50

- Orange Glory.** One of the newer varieties with beautiful ruffled flowers of rich glowing orange.....Each, 50c; dozen, \$5.00; per 100, \$40.00
- Panama.** A massive spike of large flowers of a rich rose pink, like the rose "Mrs. John Lang".....Each, 15c; dozen, \$1.50; per 100, \$12.00
- Peace.** Tall, stately spike with large open flowers of glistening white, enhanced with three feather stripes of lilac in the throat.
Dozen, \$1.50; per 100, \$12.00
- Purple Glory.** Perhaps the finest of the "Glorys." A giant in spike and bloom; color is a deep velvety maroonEach, \$2.00
- Prince of Wales.** A new sort of a charming color. It seems that the originator knew something of the prince, for, like him, the flower has the sweetest of smiles on his face at all times. The flowers appear fully 10 days ahead of the usual varieties. The stem is tall, but slender and graceful; the flowers are truly gigantic, of a most delightful vivid cream pink, further enhanced by a pale yellow blotch in throat, which in turn again is marked by an orange scarlet blotch at base. Fourteen flowers are carried on a spike.....Each, 25c; dozen, \$2.50; per 100, \$17.50
- 1910 Rose.** A tall, stately spike, showing 18 flower buds on a stem, with 6 to 8 open at one time; of a lovely clear true rose pink.
Each, 25c; dozen, \$2.50; per 100, \$18.00
- Red Emperor.** A giant in size, producing blooms 5 inches and more across on a graceful slender spike; six or eight of these monstrous flowers open at one time. Its color a glaring rich deep crimson with a velvety sheenEach, 35c; dozen, \$3.75; per 100, \$30.00
- Rose Glory.** Very similar to the beautiful Orange Glory, but of a distinct rose colorEach, 75c; dozen, \$7.50; per 100, \$60.00
- Red, White and Gold.** One of the handsomest of all; three shades blending together in perfect harmony.... Each, 50c; dozen, \$5.00; per 100, \$40.00
- Schwaben.** A heavy massive spike with enormous flowers of pale sulphur yellow, enhanced by a deep red blotch on the lower petal.
Each, 15c; dozen, \$1.50; per 100, \$12.00
- Snowboy.** Absolutely clear ivory white; very robust grower with a most refined flower; good substance to the petals and flowers, somewhat lily-shaped; 18 flowers to a stem...Each, 30c; dozen, \$3.00; per 100, \$22.50
- Titanic.** A delightful lilac-purple with a white line running through the centre of the lower petals.....Each, 25c; dozen, \$2.50; per 100, \$18.00
- Violet Perfection.** Its wide-open flowers of a true violet color come nearer perfection than any otherEach, \$1.50; dozen, \$12.00
- White Giant.** A gigantic massive spike with broad foliage and enormously large flowers, of which 16 are carried on a spike. The color, glistening white with narrow pencil stripes of purple on the three lower petals. The edges are gracefully ruffled; the purple stripes are only visible when you peep into the flower. As an effect in the garden, they are of snowy white.....Each, 25c; dozen, \$2.50; per 100, \$18.00
- White Glory.** Like the rest of the "Glory" family it has the large ruffled flowers, but as the name implies is pure white.
Each, 50c; dozen, \$5.00; per 100, \$40.00
- Yellow Hammer.** Really the best pure yellow gladiolus; a straight, tall stem lined with 12 quite large flowers of a pale canary yellow, with absolutely no markings of any other color. This is by far the best yellow gladiolus for effect in the garden.
Each, 25c; dozen, \$2.50; per 100, \$17.50

Fuld's Surprise Mixture of Superb Gladioli

The mixture we offer here is quite different from any other, because it is not mixed from sorts we wish to discard but rather sorts of which we have too few to offer. If you want to be introduced to novelties here is your opportunity Dozen, 75c; per 100, \$5.00

Primulinus Hybrid Gladioli

Originated by Mr. A. E. Kunderd by crossing the old yellow Primulinus with many of the existing strains. They possess the strength and size of the large flowered types with the grace and delicate shades true only to this type. We are pleased to offer an increased listing of these delightful varieties at prices much reduced, yet of the Just Delightfully Different quality as heretofore.

Carey Farm Exhibition Mixture (Primulinus Hybrids)

Our grower has offered this year a mixture of only those varieties exhibited by him during the last season, which consist of all the varieties listed here and perhaps as many more. Those who are not particular as to named varieties will find all that are choice and worth while in this mixture.

Dozen, \$1.50; per 100, \$10.00

Named Varieties

Canopus (P-12). For the past two years listed as P-12, it has become the most popular of all. During these two seasons we have had difficulty keeping up with the demand, but this year we have arranged for a sufficient supply to fill all orders without delay. If you have had P-12 before you will surely want this beautiful yellow gladiolus again for 1922. If you are not acquainted with it, you will thank us for calling your attention to this glorious bloom. . . . Each, 25c; dozen, \$2.50; per 100 \$20.00

Minataka (P-15). Listed with P-12, for the past two years it has become a suitable Garden Companion to it, with its extra large flowers of yellow shading at the tips of the petals to a delightful salmony-rose, giving a total effect of a beautiful cream-pink. Ten flowers to a spike.

Each, 25c; dozen, \$2.50; per 100, \$20.00

Albion. Delicate satiny pink, clear throughout; excellent large flower. Twelve blooms on a spike. . . . Each, 30c; dozen, \$3.00; per 100, \$20.00

Salmon Beauty. A very showy, large flower, showing all—fourteen—open at one time. Color, orange-salmon-pink, suffused satiny pink and golden throat Each, 25c; dozen, \$2.50; per 100, \$20.00

Alice Tiplady. One of the best in this class. The stalk is fully 3½ feet tall, lined with 12 enormous flowers of a deep saffron-orange flame; either in the garden or as cut, it is extremely decorative.

Each, 25c; dozen, \$2.50; per 100, \$20.00

Altare. A most striking color, best known as true tango—a shading between buff and fawn. One of the richest colored of all gladioli. Twelve extra large flowers on a spike. . . . Each, 25c; dozen, \$3.00; per 100, \$18.00

Angola. True apricot pink. A glorious bloomer. Without question the handsomest in our entire collection. Ten flowers are placed on a stem far apart Each, 20c; dozen, \$2.00; per 100, \$18.00

Argus. In appearance it resembles "Sirius," the shade of pink being slightly lighter; the flowers, though, being larger, and it grows much taller and it shows blooms. Eighteen to the spike. Certificate of Merit, Boston, Mass. Each, 25c; dozen, \$2.50; per 100, \$18.00

- Butterfly.** Tall spike, showing 14 flowers. The blooms are enormous in size and in form of a butterfly with spreading wings. Color, a beautiful apricot pink throughout. Each, 25c; dozen, \$2.50; per 100, \$18.00
- Roanoke.** True canary yellow; extra large flower; a thin pencil stripe of crimson in each lower petal. Ten flowers to a spike.
Each, 25c; dozen, \$2.50; per 100, \$18.00
- Capella.** Bright, fiery-red, very large and choice.
Dozen, \$2.50; per 100, \$18.00
- Gold Drop.** Pure deep yellow, with red lines on petals. An extra large primulinus variety Each, \$1.00; per doz., \$10.00
- Dorothy Wheeler.** Presented a Silver Medal by the M. H. Society, 1921 exhibition. To those who wish a true exhibition variety and winner, Dorothy Wheeler leads in the Primulinus class.
Each, 35c; dozen, \$3.50; per 100, \$30.00
- Golden Gate.** Pale canary yellow, with light stripes of crimson in throat; a very large flower, clear and pleasing. Eighteen flowers to a stem; very tall Each, 25c; dozen, \$2.50; per 100, \$18.00
- Lauretta.** Delicate satiny pink suffused with palest yellow in throat. Extra large flower, graceful in habit. Twelve flowers to a spike.
Each, 30c; dozen, \$3.00; per 100, \$22.50
- Linton.** The flowers appear in a tri-color effect as follows: The upper petals a deep salmon pink outside, with a soft pink on the inside; the lower petals are primrose yellow, edged salmon pink, and show a blotch of purple crimson through the petal. A very tall grower, showing 14 flowers, space far apart. Each, 35c; dozen, \$3.50; per 100, \$25.00
- Mrs. Dexter.** Blush satiny pink, blended in creamy yellow. Fourteen flowers to a spike Each, 25c; dozen, \$2.50; per 100, \$18.00
- Regel.** Gigantic flowers of rich flame pink, enlivened with orange in throat; deepest color in this type. Sixteen flowers on a stem.
Each, 30c; dozen, \$3.00; per 100, \$25.00
- Regulus.** Butterfly shaped flowers. Color, cream pink with canary yellow, lower petals. Ten to twelve flowers to the stem.
Each, 25c; dozen, \$2.50; per 100, \$18.00
- Sirius.** Extra large flowers of a delicate salmon pink. Flowers set closely on the stem; very effective. Twelve flowers to a single stem.
Each, 20c; dozen, \$2.00; per 100, \$15.00
- Sweet Orra.** A beautiful flower of pale primrose yellow. Twelve flowers are borne on a graceful spike, all flowers open at one time. The flowers are placed three inches apart, showing a tall spike. As our stock of this variety now is very large, we offer it at the following attractive figures:
Each, 10c; dozen, \$1.00; per 100, \$7.50
- Sedam.** A gem, being the deepest yellow in this class. The true description is "Empire Yellow." The flowers are wide open, and 12 such flowers show on a spike. Each, 40c; dozen, \$4.00; per 100, \$25.00

SPECIAL OFFERS—

- One each, twelve sorts, our selection. \$ 2.50
 Three each, twelve sorts, our selection. 6.75
 Six each, twelve sorts, our selection. 12.50
 Twelve each, twelve sorts, our selection. 23.00

DAHLIAS

Realizing the universal popularity of the Dahlia as a cutting and decorative flower and the desire of our customers for the choicest varieties, we have given unusual care and consideration to our selections for this season.

Our tubers are all Massachusetts grown and are produced by expert Dahlia growers, so that you are assured of the hardiest type of dormant field roots or divisions of proper planting size of the very highest quality.

Culture: Dahlias prefer an open sunny situation, light and rather poor soil and at least three feet of space between the plants. No manure or fertilizer should be embodied with the soil at or previous to time of planting. Immediately upon receipt of the plant they should be set out and carefully watered, and for the first day or two they should be shaded from the bright sun. Cultivation around them every day or two gives better results than all the artificial watering in the world. Each plant should have a support to which the main stem is carefully tied. While we do not recommend adding manure or fertilizer to the soil, we strongly urge feeding Dahlia plants from the surface by spreading manure or fertilizers on the surface after the plants have attained a height of 15 inches or more and either moisten it or fork it lightly into the soil.

"Flower Lore" gives an unusually complete culture of Dahlias both for tubers and plants.

New Giant Cactus Dahlias

Attraction.—Wonderful, large, full flowers of a clear lilac-rose, growing on long rigid stems. The delicate coloring and the unusual beauty of form make this variety one of the most admired of all the cactus dahlias. **Each, \$1.00**

Tom Lundy.—A California introduction and one of the largest of the Hybrid Cactus Dahlias, with handsome foliage and strong upright stems, crowned with mammoth blooms of a dark velvety red. **Each, \$1.00**

W. B. Childs.—Bears a profusion of extra large flowers of a beautiful dark maroon color with gracefully arranged curled and twisted petals. **Each, 35c**

Collection Offer: One each of the above three varieties.....**\$2.00**

Select Cactus Dahlias

Crepuscle.—(Moderately Incurved). A gigantic flower; pale orange-yellow at the center, deeping to a beautiful amber-buff at outer petals. **Each 35c**

Eureka.—(Straight). Approximately named, having all the good qualities of the Dahlia. Has a very deep purple flower with long straight and tightly quilled petals. **Each, 25c**

J. H. Jackson.—(Straight). The finest black Cactus Dahlia in existence. Superb for garden decoration or as an exhibition cut flower. Very large blooms of a gorgeous, velvety, blackish-maroon. **Each, 25c**

- Libelle.**—(Straight). A splendid decorative variety, with well-formed flowers of deep rose color shading to purple. Each, 25c
- Marjorie Castleton.**—(Moderately Incurved). A pleasing variety, with generous sized flowers, whose outer petals are a delicate rose-pink shading to a cream white towards the center. Each, 25c
- Perle de Lyon.**—(Hybrid). A unique exhibition variety of pure white, with fringed or nicked petals. Each, 35c
- Rev. Dr. Baker.**—(Moderately Incurved). A most satisfactory sort, always covered with large, perfect flowers of an odd plum color. Excellent for exhibition or garden purposes. Each, 50c
- Stern.**—(Straight). Bears large, primrose-yellow flowers with long pointed petals. Each, 25c
- Collection Offer: One each of the above eight varieties. \$2.00

New Giant Decorative Dahlias

- Dr. Tevis.**—A new California creation. The flowers are eight inches and over in diameter, of a beautiful salmon-rose color, suffused with old gold shading to apricot. A prize winning variety. Each, \$1.00
- Noir Alvarez.**—One of the newer sorts of exceptional merit. The plants are sturdy vigorous growers with long rigid stems surmounted by perfectly formed flowers of a deep ox-blood red. Each, \$2.00
- Mrs. Ella Cline.**—An all-round favorite. Is a strong grower and flowers freely, sending out an abundance of highly decorative glistening white blooms. Each, \$1.00
- Yellow Mons. le Normand.**—A French importation, free growing and a continuous bloomer. Produces immense flowers of rich golden-yellow, with occasional reddish markings. A true exhibition type. Each, \$2.00
- Collection Offer: One each of the above four varieties.....\$5.00

Select Decorative Dahlias

- Clifford W. Bruton.**—An excellent decorative variety, vigorous grower, bearing a profusion of large canary-yellow blooms. Each, 25c
- Frank A. Walker.**—Good for decoration or cutting. Blooms freely with long stemmed flowers of deep lavender-pink. Each, 35c
- Jack Rose.**—Identical in coloring with the Jacqueminot Rose. Flowers early and freely, bearing fairly large blooms on erect stems. Each, 25c
- Madonna.**—A magnificent new variety of beautiful shape and purity of color. Produces abundantly. The flowers have curiously twisted, curled petals, white in color with a slight trace of lavender-pink. Each, 50c
- Mina Burtle.**—A new introduction, producing brilliant scarlet flowers of gigantic size and remarkable beauty. Each, 50c
- Princess Juliana.**—A perfect exhibition flower and ideal for garden decoration or cutting. Pure white in color. Each, 35c
- Souvenir de Gustave Doazon.**—The largest Dahlia grown. Tall, vigorous grower, glossy foliage and huge orange-red flowers. Each, 25c
- Wilhelme Miller.**—Very decorative type with brilliant purple flowers. Each, 25c
- Collection Offer: One each of the above eight varieties.....\$2.00

New and Rare Peony-Flowered Dahlias

- Aurore.**—A wonderful flower of great size and beautiful deep orange-red coloring. Sturdy, vigorous grower and free-flowering. A prize winning favorite in the Fall exhibitions. **Each, \$1.00**
- Creation.**—A new variety of a pleasing and unique shade. Flowers freely, producing a medium-sized bloom of a true rose-red. Unusually good for cutting. **Each, 50c**
- Mme. Van Rystein.**—An innovation in Dahlia coloring. The plants are tall and vigorous with long straight stems and flowers of a most delightful and unusual lilac-blue. **Each, 50c**
- Rose Gem.**—True to its name, a gem among Dahlias, of a new and pleasing shade of salmon-pink with a silvery sheen, the flowers rising on stiff erect stems well above the foliage. **Each, \$1.00**
- Collection Offer: One of each of the above four varieties.....**\$2.50**

Choice Peony-Flowered Dahlias

- Caecilia.**—A distinctive type with large creamy-white flowers. **Each, 35c**
- Hortuanus Budde.**—A sturdy reliable plant with bright red blooms. **Each, 35c**
- Mrs. A. Platt.**—A charming flower of massive proportions. Bluish-pink. **Each, 25c**
- Mrs. M. W. Crowell.**—A remarkable vigorous variety. Flowers beautiful orange-yellow. **Each, 25c**
- Queen Wilhelmina.**—Unsurpassed as a cutting and decorative variety. Fluffy white flowers with yellow centers. **Each, 25c**
- Collection Offer: One each of the above five varieties.....**\$1.25**

Single, Duplex and Collarette Dahlias

- Achievement.**—Largest Collarette variety grown. Blooms are a rich velvety maroon, with collarette of snowy-white overlaid with delicate pinkish-crimson. **Each, 35c**
- Betty Walker.**—New Duplex variety, profuse bloomer, producing long stemmed flowers of rose-lavender hue.
- Directeur Rene Gerard.**—A Collarette of French origin. Develops a great abundance of violet white-tipped flowers with white collarette. **Each, 25c**
- Elinor.**—A single Dahlia of singular beauty. Flowers are yellow, tipped with a light shade of crushed strawberry. **Each, 35c**
- Improved Germania.**—(Duplex). Bushy, dwarf plant, early and profuse bloomer, very showy, deep scarlet flowers. **Each, 75c**
- Mary Houghton.**—(Fragrant Duplex). Grows freely and has blooms of pale purple with a ring of light yellow around the golden center, petals of cactus-peony type. **Each, 75c**
- Rose-Pink Century.**—Dainty, graceful and highly decorative. Dependable sort with a wealth of rose-pink blooms. **Each, 25c**
- Yellow Transparent.**—Excellent for hedges or bedding, flowering from early Summer to late Fall. Ranges from single to semi-double flowers of an exquisite shade of lemon-yellow. **Each, 35c**
- Collection Offer: One each of the above eight varieties.....**\$3.00**

Hardy Garden Lilies for Spring Planting

Lilies are not only effective when planted even in single specimens but are excellent for cutting and often come when large flowers are scarce.

Much of their apparent failure in home gardens is due to the fact that in planting they require certain precautions:

FIRST. Plant the bulbs deep enough. The depth varies with each sort and this information is imparted with the description of each sort.

SECOND. Every bulb should be, when planted, completely enveloped in pure sand to the extent of one inch; namely, put one inch of sand in the bottom of the hole, place your bulb and cover it with another inch of sand, and, of course, the sides as well.

THIRD. No manure should be placed underneath the bulb.

FOURTH. Whenever a bulb is formed of loose scales or shows an excavation on top, where last year's flower stalk was, then such a bulb should be planted on its side, instead of upright. "Lil. Candidum," for instance, is of loose scale formation. "Lil. Regale" has an opening on top.

FIFTH. Lily Bulbs must be grown in cool soils and that means that wherever we plant lilies the surface of the soil must be covered with leaf-mould to a depth of at least two inches. Lilies are best planted between other plants of dense growth, as, for instance, Paeonies, Chrysanthemums, Rhododendrons, Laurels or between Perennials whose leaves cover the ground.

SIXTH. All lilies must be fed from the top of soil by giving applications of bone meal and sheep manure once a month during the growing season.

Lilium Regale (Myriophyllum). The most beautiful and satisfactory of all garden lilies. The stalk is slender and is dressed with narrow, grass-like leaves, surrounding the stem entirely. Its height varies from two to four feet, according to the age and size of the bulb. The stalk is crowned with four to eight gigantic flowers, which in bud have a distinct form; namely, that of a torpedo 6 inches long. When open, the flowers are pure white on the inside and striped brown on the outside. It is a gigantic trumpet with a most delicate fragrance, resembling that of a gardenia. The general flowering spell is early in July. Stock is scarce. The lily is absolutely hardy and increases well in our climate. Plant 6 inches deep. Ready for delivery in October. We offer two sizes of bulbs.

First size bulbs, \$1.00 each; Mammoth bulbs, \$1.50 each

Lilium Speciosum Album. This is the Japanese lily, extremely satisfactory from every standpoint, being very hardy and lasting for years. The stalk has fairly large fleshy leaves, and grows to a height of three to four feet, showing in September from six to twelve magnificent flowers of pure white. The shape of the flower is open, with petals recurving. Plant 12 inches deep Each, 75c; per dozen, \$7.50

Lilium Speciosum Roseum. The same as the foregoing, but the flowers are of a handsome pink color with dots of pink. This is the best pink lily we know of. Plant 12 inches deep..... Each, 75c; per dozen, \$7.50

Lilium Speciosum Rubrum and Melpomene. These two sorts are offered by seedsmen as distinct, but the truth is that the bulbs you receive are taken from the box of Lil. Speciosum Roseum.

Lilium Tenuifolium. A real gem of the rockery or at the edge of a hardy border, for it is only miniature in size. The entire plant grows but a foot high; shows a very slender spike which is crowned with twelve to twenty tiny flowers of fiery scarlet. Its blooms appear early in June. Plant 2 inches deep Per dozen, \$2.50; per 100, \$18.00

- Lilium Auratum (The Golden-Banded Lily of Japan).** This is without doubt the most spectacular lily in existence, and everyone loves it on sight. The stout stem grows to a height of five to six feet and is dressed with large but fleshy foliage. In August, each stem unfolds from six to twenty gigantic blossoms, which, when open, measure from ten to fifteen inches across. The color is white with a broad band of yellow through the center of each petal, besides being dotted yellow and red. The fragrance is very sweet and most pronounced. One gets it from a distance. This bulb also arrives in November. Plant 10 inches deep. **Please Note—** It is a fact that this lily has one bad fault: It is apt to be diseased, but this cannot be told until it is planted. To overcome it partially, it is suggested to drop the bulb in dry Bordeaux before planting. All the Japanese lilies, which the three foregoing sorts constitute, should be planted on their side **Extra large bulbs, each, 75c; dozen, \$7.50**
- Lilium Tigrinum Fl. Pl. (The Tiger Lily).** This well-known native lily does well in all kinds of soils and locations. It is very hardy and rapidly increases. It grows to a height of fully five feet and shows a great many flowers on its stem. The color is brilliant orange. Plant 6 inches deep. **Dozen, \$4.00; per 100, \$30.00**
- Lilium Batemanni.** Three to four feet high, with five to ten flowers of reddish orange color. Blooms in July or August. Plant 6 inches deep. **Dozen, \$4.00; per 100, \$30.00**
- Lilium Canadense.** Our native Canadian lily, which grows so luxuriantly in woods and along the roadsides. Its best location is semi-shade. The leaves surround the stem, which grows fully three to four feet high, and the plant, in itself, is quite branchy. The flowers hang downward like bells, but the petals recurve and thus makes it a most pleasing plant. The flowering spell is in June and July. The color of the blooms is of bright yellow, marked with spots of red. Plant 6 inches deep. **Dozen, \$4.00; per 100, \$30.00**
- Lilium Davuricum.** Siberian lily, with bright scarlet flowers which are dotted black. Height two to three feet. Flowering spell in July. Plant 6 inches deep **Dozen, \$3.00; per 100 \$20.00**
- Lilium Elegans Leonard Joerg.** This lily grows to a height of about two feet, throwing up several stout spikes which at the top show us a number of apricot-colored lily flowers which stand upright so we can look right into them. Each flower is spotted with a deeper color. The flowering spell is in June. Plant 4 inches deep **Dozen, \$4.00; per 100, \$30.00**
- Lilium Elegans Robusta.** In habit it is the same as the foregoing, except that the flowers are enormously large and have a bright flame color. Plant 4 inches deep **Dozen, \$4.00; per 100, \$30.00**
- Lilium Hansoni.** A most exquisite colored lily, growing to a height of 4 feet. Very robust in growth and showing towards the top a number of large flowers which are of a bright yellow spotted maroon. Plant is 6 inches in depth **Each, 75c; dozen, \$8.00**
- Lilium Henryi.** A new and very beautiful lily from China. It is very hardy; a strong, healthy grower, and one of the best lilies for garden culture. The flower stalks five to seven feet high, carries five to eight large flowers each. The color, a rich apricot yellow, lightly spotted with brown, and the shape and size of the flowers have suggested the name "Yellow Speciosum." Plant 8 inches deep **Each, \$1.00; dozen, \$10.00**
- Lilium Superbum (Turk's Cap Lily).** One of our native species. Grown in good, rich soil, it will produce upwards of 50 beautiful orange-tipped red-spotted flowers in a pyramidal cluster. Three to five feet high. Blooms in July. It does splendidly in the shade and is magnificent when naturalized in woodland. Plant 8 inches deep. **Dozen, \$3.00; per 100, \$20.00**

Complete Offer of
Garden Roses

What poetry and music give,
Exalts us to the skies;
Then let us ever fully live,
Not merely improvise.

—From “*Outdoors and In.*”

MELROSINE

"IT KILLS ROSE BUGS"

Melrosine, the new insecticide that quickly kills the dreaded rose bug, is a triumph of chemical research and persistent experimenting.

Melrosine is safe and sure—absolutely non-poisonous and harmless to human beings or animals and will not injure in the slightest degree either plants or flowers.

Unlike most other insecticides, **Melrosine** is most effective when used on a bright sunny day at 11 a. m. or 2 p. m. rather than at noon.

Experienced rosarians who have used **Melrosine** are unanimous in recommending it as a positive annihilator of the pest. The following letter speaks for itself:

"Gentlemen:

"Having had a try-out of the substance now called 'Melrosine' before it was put on the market, I was impressed by the fact that it really did kill rose bugs when persistently applied, and I don't know anything else that will do the same service without also killing the roses. Then later, after it had been introduced, I saw it being effectively used not only to put the rose bugs out of business on roses, but to do the same when they had attacked rhododendron flowers in a prominent garden near Philadelphia. I keep it on hand, and would not hesitate a fraction of a second about putting it in use as soon as the bugs appears because I believe it is the best available remedy for this nasty pest.

Yours truly,

(Signed) J. HORACE McFARLAND,

JHMcf/CM Editor, American Rose Annual."

Garden Chemical Co.,
Park Ave. and 146th St.
New York City.

(By permission of the manufacturer.)

Melrosine should be diluted with 20 or 25 parts of water. The proper method of applying **Melrosine** is to spray the plants lightly at first. This will bring the rose bugs out from the flowers and they should receive a second and copious spraying.

Melrosine will leave no mark on the flowers or injure them in the least. It has an agreeable odor that makes it pleasant, but is not imparted to the flowers.

The Auto Sprayer, a brass container holding three gallons of liquid, is the very best sprayer for **Melrosine**. See Page 166.

Melrosine is sold as follows: Per pint, \$1.00; per quart, \$1.75; one-half gallon, \$3.25; per gallon, \$6.00.

"Just Delightfully Different" Garden Roses for 1922

The Just Delightfully Different selection of Garden Roses that we list for this season are the choicest varieties we have ever offered—strong sturdy plants, excellent for all climates and glorious in their fragrant blooms.

No garden is complete without a few roses—the most beautiful of Nature's flowers; the Queen of all. The varieties we present are all of proven merit, and in selecting anyone or all of them for your home garden, your expectations will be fully realized if due care and attention is given them.

For the rose-lover we suggest "Flower Lore," a book of invaluable information for the gardener, which, with its explicit instructions for the planting and culture of roses, its helpful and easily understood suggestions for their care, will enable you to obtain perfection of size and quality in your plants and flowers.

ROSA HUGONIS

The Most Spectacular Flowering Novelty of the Present Time

Although a rose, it grows in shrub form and is without question the most attractive shrub ever offered to the public.

The plant is formed by a series of slender branches, which grow to a height of 4 feet and gracefully curve outward, reaching almost back to the ground, so that the plant looks more like a half globe. The wood is thin and is dressed thickly with a most graceful small rose foliage. The flowers are single, of a rich golden yellow, and appear by threes and fours in every leaf axle all along the wood, so when the plant is in bloom it is a perfect shower of gold. Its blooming season is in July, but even out of bloom it is a picturesque plant, for as the flowers pass, deep red seedpods form, which are again a thing of beauty. The foliage is almost evergreen and plants are in full green up to January.

Can you imagine a cluster of six such plants on your lawn—or even a single specimen? Or, still better, as a hedge for a walk or around a rose-garden. In the border, in close proximity to yellow or pink hollyhocks, it will be lovely.

Strong Field Grown Plants at..... Each, \$5.00

The special seasonal Collections listed below, quoted at reduced prices, may assist you in making your selections for your 1922 Rose Garden:

Exhibition Collection

Mrs. John Cook (new)	\$2.50
Crusader (new)	2.50
Los Angeles	2.00
Francis Scott Key	1.50
Mme. Edouard Herriott150
Willowmere	1.00
A Just Delightfully Different Collection of Exhibition Varieties (\$11.00 value) for	TEN DOLLARS

Two Justly Popular Collections

Ophelia	Etoile de France
Lady Alice Stanley	White Killarney (Improved)
Radiance	Lary Ursula
Mrs. Aaron Ward	Konigen Carola
Jonk. J. L. Mock	George C. Woud
Mrs. A. R. Wardell	Harry Kirk
One of each of the above for \$5.50	One of each of the above, \$5.50
Six of each of the above for 30.00	Six of each of the above, 30.00

(The \$30.00 Collection may be selected from either of the above lists.)

Everblooming Hybrid Tea Roses

This class of roses is the favorite today because it is one class which positively flowers in succession from June until frost. This particular class of rose is strong and robust, grows easily, flowers in abundance—good flowers at that and all the time—is mildew proof, if possible; has delightful fragrance and stands out amongst other roses as superlative. If you know of any faults that we have overlooked and will tell us about them, we will gladly add them to our description next year.

Antoine Rivorie. Color, a peach flesh. Its merits are a sturdy growth, usually one bloom to a stout stem, and a bold flower, always a good shape. The open bloom is a picture to behold. Very free all the season.

Each, \$1.00; per dozen, \$11.00

Caroline Testout. The best all-round garden rose for the American garden. The double flowers are of splendid form and of an exquisite fresh pink color. They are borne from June until frost and no other plant produces them freer. It is a strong grower and the fragrance of the bloom is splendid. It is called "The slave of the rose garden," for it will work for you when all other roses will rest. Its only fault is a slight one; namely, in some gardens one out of every three blooms will ball—will not open perfect. Each, \$1.00; per dozen, \$11.00

Columbia. The flowers are large, often measuring six inches across when open. In color, a beautiful pink, which, instead of fading, becomes more intense as the bloom opens. The plant grows very strong, with handsome foliage and practically no thorns. Never known to mildew or spot. Accustoms itself to all climates and conditions and is the most popular of all the new varieties. Each, \$2.00; per dozen, \$21.00

Crusader. A rugged, hardy variety of heavy growth, with large, beautifully formed flowers that are produced abundantly throughout the season. An excellent garden rose of rich velvety crimson. 1921 introduction.

Each, \$2.50; per dozen, \$25.00

Duchess of Wellington. This rose stands at the head of all yellow roses. It is healthy, luxuriant and the most robust of the yellow roses. Its habit is without faults; free of mildew foliage; strong, erect flowerstalks 2 feet long, which invariably bear but one bloom, but this is large, elongated and very full. The color is a rich yellow, and in the fall the other petal shows a blotch of russet. It always gives satisfaction.

Each, \$1.00; per dozen, \$11.00

Etoile de France. An old rose, but one that has gained friends every year for its size, form and color. Soft velvety crimson on the outer petals with centre a vivid shade of cerise. Each, \$1.00; per dozen, \$11.00

Francis Scott Key. A rose with more petals than any other, and a form that makes you wonder if it is really natural. The color, a deep brilliant carmine. Each petal, at the edge, curls over, giving the bloom its artificial appearance. Buds and blooms are enormously heavy and it opens well. Its fragrance is like the "American Beauty."

Each, \$1.00; per dozen, \$11.00

Frau Karl Druschki. Although called a "Hybrid Perpetual," which means it crops but once, in June, you can always cut some flowers from June until late fall. Perhaps the easiest grower of all, with wood and foliage of extreme robustness, and the flowers always come on long stems. When well disbudded, it is possible to cut flowers on stems from two to three feet long. Its blooms are perfection divine, enormously large, elongated, its snowy white petals showing an indescribable interior beauty. But, alas, it has no fragrance! Like all white roses, it suffers somewhat in wet weather, but it seldom becomes mildewed and carries the longest bud of any rose. Each, \$1.00; per dozen, \$11.00

General McArthur. All red roses have one great virtue and one great fault: They carry more fragrance than any other color but the color turns into a sour purple. General McArthur is to be preferred to any other red rose. There is nothing that is so continuously in bloom. It makes a shapely plant, is heavily perfumed and has glorious glossy foliage, almost mildew proof. Its blooms are well carried on long stalks. It is good all the time, but is at its very best in the autumn. It pays to grow this rose well, for with a stalk like a hairpin it is disappointing.

Each, \$1.00; per dozen, \$11.00

George C. Woud. Delightful orange-red-vermillion; very fragrant, with unusually large flowers. Strong grower Each, \$1.00; per dozen, \$11.00

Gruss an Teplitz. A hardy bedding rose, continuous bloomer, the flowers borne in clusters on long stems. Bright scarlet-crimson with vivid red center Each, \$1.00; per dozen, \$11.00

Harry Kirk. Deep sulphur yellow. One of the best yellow garden roses. The bloom is on a stout stalk, never overfull. Its petal is of fine texture; the growth robust rather than profuse. An exceptionally good rose.

Each, \$1.00; per dozen, \$11.00

Hoosier Beauty. Dazzling crimson. While not large, beautiful in bud and bloom. Robust growth and large stems; foliage good, but does not keep its color long enough.

Each, \$1.00; per dozen, \$11.00

Jonkheer J. L. Mock. Your admiration for this rose grows from month to month. It is robust, with stout, thornless flowerstalks, each bearing one enormous flower. No disbudding necessary. Its color is an intensified "La France" shade—a vivid pink on the outside and a silvery pink on the reverse. As each petal reverses in opening both shades are shown. The buds are massive but beautiful in form, and the flowers have an exquisite fragrance. It bears continuously and has never shown a single fault.

Each, \$1.00; per dozen, \$11.00

Kaiserin Augusta Victoria. Another white rose, and one of the oldest, but still the only white Hybrid Tea Rose, which gives full satisfaction. The growth is always clean and strong. Flowers are borne on good stout, extra long stems; buds are of splendid form and open well. Its greatest quality is its freeness of bloom, for you may go into the garden any day, from June until frost, and always have plenty to cut. In June and late fall it is loaded with flowers. The buds are a little too tight; the fragrance but slight, but then all white roses carry but little. It is subject to mildew and its color, a milky white, is not clear enough.

Each, \$1.00; per dozen, \$11.00

Konigin Carola. A refined "Carolina Testout," of a much softer pink but a gigantic bloom. With proper feeding and disbudding I have seen blooms measuring six to eight inches across. The stems are fine; foliage delightful, and fragrance unexcelled. I don't like its name, but I do love the rose.

Each, \$1.00; per dozen, \$11.00

Lady Alice Stanley. A rose which gives as many blooms as any other. The flowers are not "gigantic" but of beautiful shape and color. The bud and the half-open flower is like an egg with the sharp-pointed top removed. The color, a pure vivid pink—a pink with warmth and glow. The tips of the petals are somewhat lighter than the rest. A healthy grower with clean foliage. Given a little care it will prove the most grateful rose in the garden. Each, \$1.00; per dozen, \$11.00

Lady Ashtown. Extremely beautiful flowers of pale carmine pink, shading to golden yellow at the base of the petals. The blooms are large, globular and well-formed, rather higher in the centre than at the edge. An excellent rose for the garden and a profuse bloomer until frost.

Each, \$1.00; per dozen, \$11.00

- Lady Ursula.** Very large and full, flesh-pink, perfectly shaped flowers growing erect on strong rigid stems Each, \$1.00; per dozen, \$11.00
- Laurent Carle.** Large flowers of great beauty and substance, not too full and always opening freely. The color is brilliant velvety carmine. This is one of the really good deep-colored roses that will fully reach your expectations Each, \$1.00; per dozen, \$11.00
- Los Angeles.** A wonderful American rose, introduced in 1917. Color, a translucent salmon copper pink. It is impossible to fully describe the wonderful coloring of this rose. In fragrance it is equal to the finest Marechal Neil. The buds are long and pointed and expand into a flower of mammoth proportions. Its great virtue is that it keeps its color. It is free in blooming, a strong grower, fine stems and foliage.
Each, \$2.00; per dozen, \$20.00
- Louise Catherine Breslau.** The only rose of a deep copper color. It is robust with heavy wood full of thorns. The bud and the flower are a deep coppery salmon. The flower is rather of open shape, like "Mrs. John Laing." While it flowers heavily in June and July, we can always see one or two flowers on a plant during the entire season.
Each, \$1.00; per dozen, \$11.00
- Madam Abel Chatenay.** Salmon pink with silvery reflex. Although quite old, this rose is still a winner. Nearly all its blooms are good. It lasts well cut and is home on a heavy stalk. It is above all a grand garden rose but does not always produce a shapely plant. It frequently grows too much on one side Each, \$1.00; per dozen, \$11.00
- Mme. Colette Martinet.** Orange-yellow. Rather new but full of good points. Its color is distinct, the bud an Indian yellow, while the open bloom is apricot. Its flower is very full and large but not as long as Hillington. It is most reliable in color, free in blooming, good long stems.
Each, \$1.50; per dozen, \$15.00
- Mme. Edouard Herriot.** One of the newer roses with a unique color, described as sunshine on copper or as bronze terra-cotta. It flowers profusely and continuously; has a spiny growth, glossy foliage, and forms a better shaped plant than any of the other copper-colored roses. One must never judge it the first year, because then it is almost single. It is seldom subject to mildew. Its faults are that it never carries as many petals as we should like and, considering this, its stalk is slender.
Each, \$1.50; per dozen, \$15.00
- Mme. Melanie Soupert.** Coppery yellow. Only slightly liable to mildew and does not hold its color, sometimes even to the end of the day, however glorious in tints as a half-opened bud. As a full bloom rose—these are partly gone—either cut or on the bush, it starts as gloriously as one can desire but finishes nearly white Each, \$1.00; per dozen, \$11.00
- Mme. Segond Weber.** Salmon pink, of good shape and a long petal. Keeps its color well. A splendid bud and flower; very free; no faults.
Each, \$1.00; per dozen, \$11.00
- Miss Cynthia Forde.** Produces large, full, perfectly formed flowers of deep brilliant rose-pink, with light rosy-pink reflex. Possesses a distinctive perfume. The plant grows vigorously and blooms freely until late autumn.
Each, \$1.00; per dozen, \$11.00
- Mrs. A. R. Waddell.** Coppery red, with amber shades; plenty of color. Its faults—only a semi-double, when well grown, and not even "semi" on a poor plant. An ideal garden rose, however, for its free blooming qualities.
Each \$1.00; per dozen, \$11.00

Mrs. Aaron Ward. A gem in every sense of the word. A dwarf plant with thin wood and small bronze-colored, leathery foliage. If well fed it is never out of bloom, and in its season (June to October) a single plant is a perfect bouquet. Color and shape are exquisite. The flower is of goblet form. The bud at first is Indian yellow, and as it opens shows an edge of creamy white. It is a splendid cut-flower and lasts longer than any other rose. A vase of these roses is a feast of beauty. Its only fault is want of size Each, \$1.00; per dozen, \$11.00

Mrs. John Cook. An American-bred giant ivory-white rose, with large flaky petals of splendid texture and without a trace of coarseness at any stage. The growth is robust, the branches springing continually from the base, producing long-stemmed flowers of exquisite fragrance from June to frost. 1921 introduction Each, \$2.50; per dozen, \$25.00

My Maryland. A wonderful rose of American origin. A robust grower with stout stem and extremely large, full blooms of a clear, bright salmon pink, slightly lighter at the edges—a splendid bloomer. It flowers particularly free in hot weather..... Each, \$1.00; per dozen, \$11.00

Ophelia. Its length of petal is so grand, its stalk so strong and the shape of its bud so perfect the unfolding of an "Ophelia" bud is the most inspiring sight in the world. The bud is a pale yellow, which is retained at the base of each petal when open, but as the flower opens it shows a most elegant salmon. The plants are healthy and, as to bearing flowers constantly, no other rose can excel it. The fragrance is exquisite. Some of its blooms are not as good as they can be, and there is a good deal of doubt in the color. Some blooms carry most glorious tints and some are pale..... Each, \$1.00; per dozen, \$11.00

Old Gold. An exquisite variety; sweetly scented; reddish orange in color, with coppery red and apricot shadings. Strong grower, flowering profusely throughout the season Each, \$1.00; per dozen, \$11.00

Prince de Bulgarie. Bluish pink to deep amber. Its magnificent color and shape and its wonderful blooming qualities will endear it to every rose lover. But its color is uncertain. Its best, and especially all its very best, blooms carry little of amber heart, which makes even an overblown vase of it so irresistible. It has a strong stalk, seldom mildews, is a well-shaped bush and a hard worker..... Each, \$1.00; per dozen, \$11.00

Radiance. A rose with a pedigree, of a vivid deep pink color. Its wood is robust; its foliage clean; its habit perfect, and the bud of exquisite beauty. It opens well and flowers freely. A splendid garden rose.
Each, \$1.00; per dozen, \$11.00

White Killarney (Improved). Strong, free-flowering and unusually fragrant. Pure white in color but showing a trace of pink in mid-summer.
Each, \$1.00; per dozen, \$11.00

Willowmere. Next to "Caroline Testout," the best pink garden rose. An improved "Lyon" with all its faults omitted. A bed of "Willowmere" is a shower of blossoms in June and July, and after that no plant is without one or two blossoms. Perfect terra-cotta pink blossoms on long stems. Its whole growth is erect, so the plants do not interfere with each other. Robust in growth, healthy in appearance and seldom mildews.
Each, \$1.00; per dozen, \$11.00

HYBRID PERPETUAL ROSES

This class used to be very popular, but it is now superseded by the hybrid teas, which yield a more constant crop of blooms. At the same time the Hybrid Perpetuals were the Roses we used to know first, and we call them old friends, and so we cannot discard them altogether. For this reason we offer a limited selection of the best:

- Clio, Satin Flesh. With pink centre..... Each, \$1.00
- Frau Karl Druschki. Finest white rose..... Each, 1.00
- George Arends. Bright pink flowers Each, 1.00
- Mrs. John Laing. Soft, satiny rose..... Each, 1.00

SINGLE IRISH ROSES

- Irish Beauty. Pure white Each, \$1.00
- Irish Elegance. Crouze to apricot Each, 1.00
- Irish Fireflame. The most beautiful of all, having tea-rose foliage; buds, deep orange; open flower; fiery orange..... Each, 1.00
- Irish Harmony. Saffron yellow Each, 1.00

BABY RAMBLER ROSES

- Cecile Brunner. This is the tiny little rose you often see in the florists' windows during the winter, and when you ask the name they will tell you either of three: Debutante, Sweetheart, Mignon. It carries the tiny pink double flowers in great profusion all summer..... Each, \$1.00
- Baby Tausendschon. Delightful pink Each, 1.00
- Perle d'Or. Nankeen yellow Each, 1.00
- Yvonne Rabier. Pure white Each, 1.00
- Baby Dorothy. Pink Each, 1.00

ARE YOU TROUBLED WITH ROSE-BUGS?

What is a rose-bug, you say? A fairly large brown hard-shelled bug which appears when the first rose-bud opens and eats holes in the petals and this he does before you are up in the morning.

Up to now no remedy has proven effective, except hand picking, and this is impossible with all. But, now, you need not let the rose-bug worry you any longer, for if you spray with—

“MELROSINE”

once every day you will destroy every rose-bug in your garden.

Success is absolutely assured. Be sure and have this insecticide on hand when the roses are ready to bloom and for once enjoy every bloom on your plants ... Per pint, \$1.00; per quart, \$1.75; per 2 quarts, \$3.25; per gallon, \$6.00

HARDY CLIMBING ROSES

Climbing roses are the joy of the garden, the one plant we should never be without, for what could be used for the trellises, fences, walls and hardy border to lend more grace and distinction? These newer varieties are very different from the old-fashioned ones, growing stronger and producing larger and better colored blooms as well as healthier foliage which remains green throughout the season.

We suggest using them as shrubs in the hardy gardens for they grow into magnificent specimens and when not in bloom make a handsome background with their dark glossy foliage. This is practically a new use for them, but once you grow them in this way you will never be without them.

American Pillar. The best of all single varieties, grows exceptionally strong and bears a profusion of brilliant pink flowers with a clear white eye. Retains its foliage the longest of any and after blooming is covered with bright red berries. Flowers are from three to four inches across.

Each, \$1.50

Paul's Scarlet Climber (New). The latest introduction of merit and bound to excel all in popularity. It surpasses in brilliancy any other climbing rose and the flowers remain in good condition for an unusually long time. Vivid scarlet, shaded with crimson, does not burn or fade until the petals fall. Blooms semi-double, in large clusters, of medium size. Each, \$2.00

Aviateur Bleriot. Flowers are of medium size of a pleasing saffron-yellow, shading to a delightful golden yellow in the centre. Huge clusters of blooms are borne continually and the plant is a strong grower. Each, \$1.00

Dr. W. Van Fleet. It has a perfectly formed bud which is long and pointed, deep in color and very solid. When fully expended the outside petals are faintly suffused with pink, gradually deepening to a rich shell-pink center which is high and full. The flowers are very large and borne on long stems, very fragrant and the best of all climbers for cutting. Foliage is glossy, making the bush attractive in all seasons. Each, \$1.50

Dorothy Perkins. An extremely hardy climber with a host of admirers, is of trailing growth, very fragrant and of a delightful soft blush pink, blooms abundantly in large clusters. Each, \$1.00

Excelsa. While the Crimson Rambler is already "taboo" in many of the best home gardens, it need not be grown by anyone, because in Excelsa we find all the crimson glory, besides many other valuable characteristics. Excelsa is really the glorified Crimson Rambler without a mildewed foliage. Its blooms will not fade or burn as did the old Crimson Rambler, extremely hardy, with very healthy dark glossy foliage. Each, \$1.00

Lady Gay. Another hardy climber which makes itself indispensable on account of its exceedingly rapid growth, free blooming habit and its trailing clusters of deep pink which fade to a faint white. Each, \$1.00

Silver Moon. An innovation! Effective cream yellow climber with dark flossy foliage, well-shaped buds of creamy yellow opening into immense flowers of wax white (sometimes attaining 5 inches in diameter), disclosing a mass of bright yellow stamens Each, \$1.50

Tausendschon. Called the "Thousand Beauties" because it produces so many large clusters of bloom that the foliage is hidden. The buds on first opening being a light cherry pink, changing to a delightful rosy carmine and then to a blush white. Grows very strong. Each, \$1.00

Rosiere (New). An improved Tausendschon with the same growth and habits but better in color; a deeper and more even shade of cerise-pink. Very free flowering Each, \$2.00

Maurice Fuld, Inc.
7 West 45th St., New York

"FLOWER LORE"

By MAURICE FULD.

An invaluable guide and handbook of ready reference for the flower gardener, written by Mr. Maurice Fuld, who was a flower enthusiast as well as a recognized authority on flower culture, and complete with the sort of information that enables you to get the most satisfying results from your efforts in the garden.

"Flower Lore" tells you, in a way that is easily understood, even by the amateur, all you wish to know about the practical growing of Roses, Perennials and Annuals, in a manner so "delightfully different" that the very beginner can follow the best of professional practice in the home garden.

There are four complete volumes of "Flower Lore," each volume containing twelve numbers and complete index.

Single volume of "Flower Lore," in loose numbers.....**\$1.25**
Single volume of "Flower Lore," in binder..... **2.00**
Complete set of four volumes in separate binders..... **8.00**

"Vegetable Lore," a unique manual of practical information for the vegetable gardener, in three volumes, of twelve numbers each, is now ready for distribution.

Single volume of "Vegetable Lore," in loose numbers.....**\$1.25**
Single volume of "Vegetable Lore," in binder..... **2.00**
Complete set of three volumes, in separate binders..... **6.00**

*"Just Delightfully
Different"*

FULD'S

Hardy Plants

FOR THE GARDEN

PLANTS are the most satisfying feature of all the goods handled by the horticulturists, for with them we give to our patrons something substantial—something which advances our anticipations by months and years. We know that we are going to see the unfolding of that beauty at once, and if we give our plants our full love and devoted attention, we soon call it our own.

There is just one fault to find with the amateur. He becomes easily enthusiastic over a glowing description and says, "Oh, I must have that," but when he receives it the question arises, "Where am I going to plant it?" The placing of the right plant in the wrong spot or vice versa is the one great stumbling block, and the main reason why our gardens are not more artistic.

The selection which we are presenting to you is exceptional, for it contains no guesses, but positive beauties—beauties which appeal instantly and leave no doubt as to their merits.

Perennials increase readily and it is better for them to be divided ever so often. If you want to know how you can increase your stock from 10 to 100 fold, read "Flower Lore." It tells the story of these flowers and you will learn more about them in one volume than in all the books ever published on the subject.

In ordering, please state when you wish to have shipments made.

Hardy plants, like friends, come back to us each year for a short visit, and how eagerly we await their arrival. What would our garden be in June without Larkspur, Foxgloves, Iris, Paeonies? The beauty of a hardy garden is in the artistic arrangement and placing. It is very difficult for an amateur to do this out of his own knowledge and so we offer here a valuable and helpful service. If you will submit to us a pencil sketch of the outline of your border with dimensions, we will at a very reasonable fee make a plan showing what it should contain and where it should be placed.

5010. Fuld's Charming Blue Salvia

Salvia Farinacea

Of all the plants and flowers listed in "My Garden Favorites," the one that aroused and retained Mr. Maurice Fuld's most complete enthusiasm was *Salvia Farinacea*. He undoubtedly had a great part in the popularizing of this delightful flower, and thousands of garden lovers feel that they owe to him a debt of gratitude for reminding them of the beauty and decorative value of this old, but ever new, emergency bloom.

Blue is a color that never clashes, so that you need not be afraid to plant it next to any other color. The additional advantage of this charming plant is its long season of bloom, for it will remain in perfect bloom from July until frost. You can plant it anywhere; it grows from two to three feet high and occupies from eight to twelve inches in width. Its color is the most lovely pale cloudy blue, a tone reflection of the sky on an early summer's morning. Its characteristics are similar to red salvia, except in color and refinement.

Its Culture: To get the full value of this plant it should be started in the house from January till March, or in the hotbed in March and transferred to little pots and again to larger ones until you are ready to plant it out. You can also sow it in a seedbed in the garden, but then it will not bloom until September.

How to employ it:

Suppose you have a solid bed of lovely pink *Petunias* or of pink annual *Phloxes* or *Snappedragons* or *Asters*, and you plant this salvia every two feet amongst them. Can you see the wave of heavenly blue floating over the carpet of pink all summer? Now, go further in your imagination and let the cool summer breezes carry the flower spikes to and fro, like a fleeting cloud against the sky; surely you will be thrilled.

Another picture: Plant a bed solid with *Salvia* and edge it with *White Alyssum* or *Blue Ageratum* or pink *Petunias* or pale yellow *Phlox Drummondii*. If this is desired, set the plants a foot apart and pinch them back twice—once directly after planting, and again a month afterwards, and this produces compact growing plants only 18 inches high and completely covered with blooms.

If planted between earlier flowering perennials, do not pinch back, but let grow natural.

Another combination: Through a solid bed of *Salvia* plant *Pale Yellow Gladiolus* 18 inches apart. You will be enraptured by the beauty when both are in bloom.

Although this *Salvia* is treated here as an annual, it is absolutely hardy from Philadelphia South, but in Northern climates it needs protection during the winter by cutting the plants down late in October and to cover them with 6-inch thickness of leaves and straw.

Although *Salvia Farinacea* was a crop failure in 1920 our growers promise plenty of seed for 1922.

Seeds (Large Pkt.), 50c Per $\frac{1}{8}$ oz., \$2.00

To accommodate those who have not the facilities to raise plant from seeds we offer:

Strong Pot-Grown Plants.

\$3.50 per dozen; \$25.00 per 100



Learn how to grow Vegetables right; read "Vegetable Lore"

Fuld's New Everblooming Hardy Carnation

This is the greatest plant novelty of the age; an English grower has crossed the hardy garden pink with the everblooming Hothouse Carnation and the result is the hardiness of the garden pink, with the stem, flower and everblooming habit of the other.

Just picture for yourself a bed of these plants showing thousands of large blooms from June until November. In October of this past season, our plants were literally snowed under with blossoms.

They have the same sweet fragrance as the hothouse carnation.

The originator describes a bed of these flowers as "An ocean of loveliness."

This new race of plants is the result of six years' intercrossing and breeding between the Hothouse Carnation and various types of Hardy Garden Pinks, with the object of producing a hardy plant combining constitution and ease of culture with the freedom of flowering of the Hothouse Carnation, but retaining a short and compact habit.

The perfume of this carnation is unequalled by any other.

It commences to flower in early spring, and continues flowering perpetually during the entire summer and autumn. No plant can be hardier or more simple in cultivation. It is adaptable for all gardens, rockeries, window boxes, and pot cultivation for cold conservatories, frames, etc. Not the least beautiful is the effect of their delightful silvery glaucous foliage in the winter, amidst the dull sombre surroundings.

We offer three distinct sorts.

"Mary"

Pale rose-pink, with a light maroon center. A bold, full flower, measuring 2 inches and over, smooth-edged petals and compact in form, with exceptionally strong stem and calyx. The habit of plant is compact and marvellously free-flowering, averaging some 12 to 18 inches in height. This, associated with its old clove perfume, makes it a plant which will be grown by everyone who loves flowers.

Strong plants, each \$1.00

"Phyllis"

A delicate pale lilac of light symmetrical form. The flowers are produced in great profusion, and are delightfully perfumed. The wonderful free habit is not quite so heavy as "Mary" or "Dorothy," but the rapidity of its growth enables it to make large plants in a short time. This variety will be universally grown.

Strong plants, each \$1.00

"Robert"

A delicate shade of old rose, with a light maroon center. The flowers are very large and semi-double, with a rich perfume and sound calyx. The habit of growth is exceptionally free and strong, producing a continuous supply of bloom from early spring until late autumn.

Strong plants, each \$1.00

Special Offer—One plant each of the foregoing three New Carnations for \$2.50.



Buddleya Variabilis Magnifica

Popular Names—The Butterfly Bush, Summer Lilac

A young plant set out in the garden May 1 in a sunny spot and good soil, with occasional top feeding of liquid cow or sheep manure, will produce for us within two months a plant 4½ feet high and the same width, showing a number of 3-foot flower shoots, of which fully 12 to 15 inches in the flowering part. The stems are woody, quite erect and dressed with small graceful lance-like leaves. Tiny little flowers solidly surround the stem, and as the lower flowers open first this flowering part tapers to a point at the tip. The little flowers are of the form of a lilac, the color is a rich light heliotrope, and the fragrance of this flower is that of lilac and heliotrope combined. That feature alone would make it popular. But it has other attractive ways. When this plant is in bloom it draws all the butterflies in the neighborhood. Imagine this beautiful shrub with hundreds of multi-colored butterflies constantly swarming around it, and you have a picture that no description can do justice to. Do not let the flowers fade, but cut the stems 18 inches long, and in this way the plant will be in constant bloom from July until frost, and as the season progresses you have more flower spikes and flowers. The fragrance is so marked that you detect it from a distance. The plant is perfectly hardy, but requires the following treatment: About Dec. 1 cut the entire plant down to within 18 inches of the ground and cover the crown with a hill of soil about 12 inches high, so that only 6 inches of the wood is exposed. The following spring remove the soil and cut the remaining old wood down to one inch, for you must try to get an entire new growth from the base if you want to keep the plant in its proper place.

The flower is a splendid cutting material, but is of lasting nature only if the stems are broken and not cut.

We offer excellent, strong, field-grown plants. **Each, \$1.00; dozen, \$10.00**

Young plants **Each, .50; dozen, 5.00**

Fuld's "Pink Delight" Petunia

This is not a perennial but an annual.

Of all the flowering plants there is no more satisfactory plant than the "Petunia," but most people dislike it because it is generally grown from seed, and no matter what color you sow a great number of the plants thus produced show us flowers of an unlovely magenta. Even the lovely "Rosy Morn" has a tendency to turn bluish pink, which spoils our dream picture in the garden.

And now we offer you plants of a most charming pink petunia, of which most are guaranteed to produce flowers of a true clear pink—a lovely pink—that will make our garden a very paradise.

The flowers resemble the "Rosy Morn," but are larger, the plants more robust, and in freeness of bloom it has no equal.

Petunias have wonderful merits—they above all flower from June until the last thing in the fall, almost snow time.

Strong, potgrown plants ready in May. **Per dozen, \$2.50; per 100, \$20.00**

No order accepted for less than 12 plants.

Fuld's Gorgeous New Oriental Poppies

Oriental Poppies are usually known only in red, but now you have no excuse to still grow only red poppies for we offer you here a collection of delightful shades and tints so you can still enjoy these poppies in truly artistic colors.

	Each	Dozen
— Silver Queen, silvery white, no markings.....	\$0.50	\$5.00
— Perry's White, pure white.....	.50	5.00
— Queen Alexandra, soft pink.....	.50	5.00
— Mary Studholme, pure salmon.....	.50	5.00
— Edna Perry, soft salmon pink.....	.75	7.50
— Blush Queen, soft rosy white.....	.50	5.00
— Lady Roscoe, orange terra-cotta.....	.50	5.00
— Princess Victoria Louise, salmon rose.....	.50	5.00
— Mrs. Perry, apricot pink.....	.50	5.00
— Grossfurst, deep rose.....	.50	5.00
Special Offer—One plant each of the foregoing 10 new Oriental Poppies for		\$4.00

Achillea

Popular Name—Milfoil or Yarrow

A plant which will always succeed; in fact, it multiplies too rapidly. If you want to grow it right, lift the plant every spring and divide so that you can confine it to a given lot. It is a valuable plant for the hardy border, because it flowers in midsummer (August), when we seek all the flowers we can get.

- **Boule de Neige.** Rather dwarf (15 inches), but covered on top with a multitude of miniature perfect double daisy-like flowers, about ½ inch in diameter, in purest white..... **Each, 30c; dozen, \$3.00**
- **The Pearl.** The very duplicate of the foregoing, but growing fully 2 to 3 feet tall
- **Perry's White.** Large, double flowers of purest white. **Each, 35c; dozen, \$3.50**

Aconitum

Popular Name—Monkshood or Helmet Flower or Wolf's Bane

These should be found in every garden, for they not only appear in the richest shades of blue, but they bloom at a season (late fall) when there is otherwise a scarcity of flowers, and finally they are one of the few plants to grow in the shade. To do really well they should be planted in a rich, friable soil in a partially shaded place, although they will grow successfully in solid shade. The roots, which are in the form of bulbs, should be set about 4 inches deep and not more than 6 inches of space should be given to a root, for only one stalk appears from a bulb until they have increased to a nest. Plant at least six (twelve is better) in a spot to give effect.

- **Autumnale.** Grows 5 feet tall, bearing spikes of dark blue flowers during August and September... **Each, 30c; dozen, \$3.00**
- **Fisheri.** Grows only 3 feet high, with bright blue flowers in September and October
- **Napellus.** Deep blue flowers, 4-foot spikes, August and September. **Each, 30c; dozen, \$3.00**

Alyssum

Popular Name—Gold Dust

Dwarf edging plants which grow in a dense semi-globe of silvery gray foliage and in May show a wealth of gold, covering with its flowers the entire plant. Height, about 10 inches; space required, 9 inches.

— **Saxatile Compactum.** Single flowers of golden yellow.

Each, 30c; dozen, \$3.00

Anchusa

Popular Name—Alkanet, Sea Bugloss

A flower of imposing grandeur that is as appropriate in a true home garden as a rose or delphinium. The foliage possesses a nobleness and cleanliness that is most attractive, if the flower spikes are cut back after their glory has passed, a new crop of flowers invariably follows later in the season. Its culture is of the easiest nature. "Flower Lore" shows how to increase this plant.

— **Italica Dropmore Variety.** Grows to a height of 5 feet and spreads fully 2 feet. In June its loose branches are showered with large forget-me-not-like flowers of a delightful blue. By not allowing the spikes to go to seed it can be had in bloom for six weeks during June and July.

Each, 35c; dozen, \$3.50

— **Opal.** The same as the foregoing, but in a lighter shade; rather new and rare

Each, 35c; dozen, \$3.50

— **Myosotidiflora.** Quite different from the foregoing, growing dwarf 15 inches high and through, with large heart-shaped leaves and cluster sprays of full forget-me-not flowers in May; very scarce.

Each, 35c; dozen, \$3.50

Anemone Japonica

Popular Names—Windflower, Japanese Anemones

Allow one foot of space, planted in sheltered location, and give rich soil. They flower in late fall.

— **Alba.** Pure white

Each, 30c; dozen, \$3.00

— **Alice.** Semi-double flowers of russet pink

Each, 30c; dozen, \$3.00

— **Kriemhilde.** Semi-double flowers of soft rose

Each, 30c; dozen, \$3.00

— **Prince Henry.** Rather dwarf (12 inches), pink flowers.

Each, 30c; dozen, \$3.00

— **Rose Superba.** Single flowers of a delightful pink.

Each, 30c; dozen, \$3.00

— **Whirlwind.** Purest white, very good

Each, 30c; dozen, \$3.00

Arabis

Popular Name—Rockcress

One of the first perennials to bloom, showing its mantle of white early in April, with the first daffodils and hyacinths. It is a splendid ground cover and should be used in large quantities through the garden. The plant grows only 8 inches high and requires about six to nine inches space.

— **Albida.** Single flowers of snowy white

Each, 30c; dozen, \$3.00

Aquilegia

Popular Name—Columbine

We are listing the long-spurred varieties only. Allow one foot of space for each plant. Columbines will do splendidly in shade, almost as good as in the sun.

— **Chrysantha.** Pale yellow

Each, 30c; dozen, \$3.00

— **Alba.** Pure white

Each, 30c; dozen, \$3.00

— **Coerulea.** Light blue, with white corolla

Each, 30c; dozen, \$3.00

— **Rose Queen.** Delightful pink

Each, 30c; dozen, \$3.00

Armeria

- A dwarf edging plant, six inches high, globe shape, June and July.
— **Cephalotes Rosea.** Light pink.....Each, 30c; dozen, \$3.00

Artemisia Lectiflora

Popular Name—Milkflower

If you do not know the plant, be sure to adopt it for your garden. Allow 18 inches of space. From a group of spirea-like leaves appear several stout stems which branch freely until they reach a pyramid five and six feet high. These smooth, leafless branches are literally bedecked from August until frost with tiny cream-colored bells, so that the plant looks like one milky plume. It has certain fragrance....Each, 40c; dozen, \$4.00

Hardy Asters

Popular Name: Michaelmas Daisy

The newer varieties which we offer here are the best in existence and are extremely effective. Allow 18 inches of space.

- **Climax.** Five feet tall, with flowers measuring 1½ inches in diameter, flowering late in fall; color, lavender.....Each, 35c; dozen, \$3.50
- **Feltham.** A delightful clear amethyst blue.....Each, 25c; dozen, \$2.50
- **Grandiflorus.** The sweetest of all. The flowers are of a dark violet and measure two inches through. It is the last to bloom in October and November. Height, only 2 feet.....Each, 50c; dozen, \$5.00
- **Novae Anglia Purple.** Six feet, large flowers, rich purple, October.
Each, 25c; dozen, \$2.50
- **St. Egwin.** Bushy, 3 feet, pink in September.... Each, 25c; dozen, \$2.50
- **Robert Parker.** Five feet, clear lavender, September and October.
Each, 25c; dozen, \$2.50
- **White Queen.** Five feet, pure white, September and October.
Each, 25c; dozen, \$2.50
- **Sub-Coeruleus.** This is quite unlike the rest. It grows but 18 inches high and sends up several straight flower stems, each topped with a daisy-like flower of amethyst blue in June and July.
Each, 25c; dozen, \$2.50

Baptisia Australis

A tall branching plant attaining a height of 5 to 6 feet and showing in July large spikes of violet blue lupin-like flowers. Space, 18 inches.

Each, 25c; dozen, \$2.50

Campanula

Popular Name—Bellflower

- **Glomerata Dahurica.** An upright growing plant, attaining a height of 12 inches and showing unbelns of beautiful deep blue upright bells in June and JulyEach, 35c; dozen, \$3.50
- **Media (Canterbury Bell).** This is a biennial too well known to require description. We offer it in three separate colors of pink, white and blue. Space, 12 inchesEach, 25c; dozen, \$2.50
- **Persicifolio (Peach Bell).** Plants grow 2 feet high, with slender stalks dressed with cup-shaped flowers of lavender blue in June and July.
Each, 30c; dozen, \$3.00
- **Persicifolia Alba.** White flowersEach, 30c; dozen, \$3.00
- **Pyramidalis.** Blue and white (Chimney Bells)...Each, 30c; dozen, \$3.00

Hardy Carnation

Also known as Clove Pinks

Even without flowers these plants are attractive in their dress of silvery green, which they retain even in the winter. Flowering season June-July. Height, 6 inches.

- Her Majesty. Pure white flowers, with delightful fragrance. Each, 25c; dozen, \$2.50
- Carmen. Rosy pink Each, 25c; dozen, \$2.50
- White Reserve. This is a gem, producing its flowers of pure white on 12-inch stems and in constant procession from June until frost. Each, 25c; dozen, \$2.50

Centaurea

Popular Name: Hardy Cornflower

- Macrocephala. A robust plant, attaining a height of 18 inches and showing giant bachelor-button flowers of a rich yellow in June and July. Space of 12 inches Each, 25c; dozen, \$2.50

Cerastium

Popular Name—Snow in Summer

A splendid ground cover and rock plant, foliage silvery gray with a velvety surface. In May and June the plant is a sheet of white.

Each, 25c; dozen, \$2.50

Chelone

Popular Name—Shellflower

- Barbata Voccinea. From a cluster of pretty leaves rise slender spikes to a height of four to six feet, with tube-shaped flowers of coral pink in August Each, 25c; dozen, \$2.50

Hardy Chrysanthemums

The following are the cream of over 100 varieties now on the market. They are all of pompon form and of distinct, desirable shades.

- Adironda. Golden bronze, very early..... Each, 25c; dozen, \$2.50
- Lilian Doty. Delicate shell pink..... Each, 25c; dozen, \$2.50
- Donald. Cream pink with bronze center..... Each, 25c; dozen, \$2.50
- Golden Climax. Splendid yellow..... Each, 25c; dozen, \$2.50
- Inez. Rich bronze red..... Each, 25c; dozen, \$2.50
- Lelia. Bronze, tall and large..... Each, 25c; dozen, \$2.50
- Little Gem. Clear lavender pink..... Each, 25c; dozen, \$2.50
- Queen of the Whites. Creamy white..... Each, 25c; dozen, \$2.50
- Waco. Pure white Each, 25c; dozen, \$2.50
- Zenobia. Golden yellow Each, 25c; dozen, \$2.50

Cimicifuga

Popular Name—Snake Root

- Racemosa. A very charm for the garden in August. From a bushy plant two feet high rise several slender, snake-like stems, which twist toward the tip but are resplendent with pure white flowers. Each, 35c; dozen, \$3.50

Coreopsis

- Grandiflora. Slender stems with golden yellow flowers from June until October. Space of 12 inches; height, 18 inches.. Each, 25c; dozen, \$3.50

Dianthus

Popular Name—Pinks

These differ considerably from the Hardy Carnations offered on previous pages. The foliage is clear deep green.

- **Deltoides** (Maiden Pink). A dwarf creeping plant, which in June is a mantle of pink.....Each, 25c; dozen, \$2.50
- **Deltoides Alba**. Pure white flower.....Each, 25c; dozen, \$2.50
- **Atrococcineus**. Plant grows 15 inches high and produces Sweet Williams-like double flowers of a rich crimson from June until frost.
Each, 25c; dozen, \$2.50

Delphinium

Popular Name—Hardy Larkspur

- **Belladonna**. Clear silvery blue.....Each, 35c; dozen, \$3.50
- **Bellamosa**. Clear deep blue.....Each, 35c; dozen, \$3.50
- **Chinense**. This plant is distinct with fine fern-like foliage and loose sprays of flowers covering the entire crown of the plant in July. Flowers later than the regular. The flowers are of clear true blue.
Each, 25c; dozen, \$2.50
- **Chinese Alba**. White flowers.....Each, 25c; dozen, \$2.50

Dictamnus

Popular Names—Ditany, Burning Bush, Gasplant

A very attractive plant growing three feet high, with clusters of pea-like flowers in July and August.

- **Fraxinella**. PurpleEach, 50c; dozen, \$5.00
- **Alba**. WhiteEach, 50c; dozen, \$5.00

Digitalis

Popular Name—Foxgloves

We offer this popular plant in three separate colors, pink, white and purple.
Each, 25c; dozen, \$2.50

Echinops

Popular Name—Globe Thistle

A thistle-like plant growing 4 feet high and showing many flower globes of steel blue during summer and fall. Very showy in the border.

Each, 25c; dozen, \$2.50

Erigeron

Add this plant to your selection this year and you will never again be without it. A dwarf, rather compact plant, throws up early in spring a great many slender flower stems 18 inches high, each carrying a cup-shaped flower of exquisite beauty. Flowering spell in June. Space of 12 inches.

- **Aurantiacus**. Deep orange golden.....Each, 35c; dozen, \$3.50

Eupatorium Coelestinum

Popular Name—Hardy Ageratum

A splendid subject for the blue garden, growing to the majestic height of fully 6 feet and showing its broad bouquet of Ageratum-like flowers in an exceedingly fine shade of deep blue from September on. Space of 1 foot.

Each, 25c; dozen, \$2.50

Gaillardia Grandiflora

Popular Name—The Blanket Flower

The color combination of its flowers does not appeal to me, namely, yellow and red, the two most barbaric colors. But there is one redeeming feature about this plant—it is in bloom from June until frost. Space of 1 foot.

Each, 25c; dozen, \$2.50

Funkia

Popular Name—Day Lily

This plant is grown not only for its flowers but for its foliage as well. It is very attractive when used in bold groups or as edgings of borders and walks. Allow one foot of space for each plant while young.

- **Coerulea.** This is the common day lily with its oblong leaves of green and the graceful spikes of lavender blue flowers in July and August.
Each, 25c; dozen, \$2.50
- **Thos. Hogg.** A gem for the bold group. The large, massive leaves which are glaucous in color are enhanced by a narrow margin of white Each, 25c; dozen, \$2.50
- **Subcordata Alba.** This is the giant white day lily so well known for its massive pure white flowers, appearing in July. Each, 30c; dozen, \$3.00
- **Undulata Variegata.** A variegated edging plant, growing very dwarf and most attractively marked in green and white.
Each, 30c; dozen, \$3.00

Gypsophila

Popular Name—Baby's Breath

In most gardens it is used simply so we have some cutting material to go with sweet peas or similar flowers, but have you ever realized what a wonderful effect it creates in the border if properly employed? If you have any plants of which the flowers appear rather in strong tones, place this Baby's Breath against it and it will soften the crude color. Space of 1 foot.

- **Paniculata.** Single flowers; plants 2 feet high.... Each, 30c; dozen, \$3.00

Helenium

Popular Name—Sneezewort

Helenium is a glorious plant for the fall, showing at its best in September and October, spreading out its wonderful head of golden daisy-like flowers like a myriad of stars. Plants as a rule attain a height of 5 feet and spread fully 2 feet.

- **Autumnale Superbum.** Pure golden yellow flowers.
Each, 25c; dozen, \$2.50
- **Riverton Gem.** Gold overlaid with bronze, the ideal coloring for fall.
Each, 25c; dozen, \$2.50

Helianthus Oryzalis

Popular Name—Fountain Sunflower

The word "sunflower" awakens in our mind instantly a plant of coarse construction and inartistic appearance, and to the critical gardener it is the one plant that will have to be tabooed from the garden, and yet we are offering a Sunflower. Because the variety offered here should not be called a Sunflower, for in form and appearance it is most beautiful. From the base arise a number of slender stalks, thickly dressed with fine long weeping foliage, and these stalks attain a height of fully seven to eight feet, and so beautifully arranged that they remind you of the sprays of a fountain. Fully one-third of the upper part of the plant shows fine sprays with clusters of small golden star-like blooms, which in the month of October give a most picturesque background to the garden. Allow 3 feet of space between each plant Each, 30c; dozen, \$3.00

*"Just Delightfully
Different"*

Hemerocallis

Popular Name—Yellow Day Lily, also called Lemon Lily

Many varieties of this plant are offered today, but there are few which are distinct and deserve recognition. They are distinct in color and flower at different seasons of the year. Always allow a foot of space for each plant.

- **Apricot.** Plants 2 to 3 feet high in a soft shade of orange, flowering in July **Each, 25c; dozen, \$2.50**
- **Flava.** The popular lemon lily, flowering in June.. **Each, 25c; dozen, \$2.50**

Heuchera Sanguinea

Popular Name—Alum Root

A plant of dainty charm, both in foliage and flower. From a nest of leaves that never rise higher than six inches above the ground you can see in June numberless thin wire-like flower stalks to a height of 15 inches, which will show on the top a loose spray of tiny coral-pink bells, easily swayed by the gentlest breeze. Space of 1 foot.... **Each, 25c; dozen, \$2.50**

Fuld's "Delightful" Hollyhocks

We have limited our offer to three shades, because one can always employ these shades with artistic effect in the garden. Space of 18 inches. Read "Flower Lore" if you want to make Hollyhocks truly hardy.

- **Double Salmon Pink.** We promise our patrons a little pleasant surprise when they see this particular variety of Hollyhock in bloom. It is "just delightfully different" from anything you have ever grown.
Each, 30c; dozen, \$3.00
- **Double Pure White.** **Each, 25c; dozen, \$2.50**
- **Double Pale Yellow** **Each, 25c; dozen, \$2.50**

Hypericum Moseirianum

Popular Name—St. John's Wort

One of the most delightful plants to be placed in the foreground of the border. In its true nature it is a little shrub sending out a series of wire-like wooden stems in all directions, but being rather weak they lie almost all on the ground. These stems are richly dressed with rounded glossy leaves which always give the plant a clean and healthy appearance. Between each set of leaves all along the stem appear the flowers, which you would recognize at once as a single yellow tea rose. The great virtue of the plant is that it is in bloom from June until frost. Allow 2 feet of space for a plant. **Each, 25c; dozen, \$2.50**

Iberis Sempervirens

Popular Name—Hardy Candytuft

Ideal for edging and plant remains dwarf and grows compact. Toward the end of May the entire plant appears as if covered with a sheet of snow. After the flowers disappear the seed pods remain in a vivid green. Space of 6 inches **Each, 25c; dozen, \$2.50**

GERMAN IRIS

The Iris unquestionably belongs to the aristocratic class of perennials. Their stately habits, their gorgeous effect, their wonderful coloring and their freeness of bloom has entitled them to the name of the "Orchid of the flower garden." Surely the colors obtainable in this class are the most varied of any hardy plant. There is no place in any garden where they cannot be made to fit. Their foremost place is, of course, the border, whether large or small, but not less important in the shrubbery, the wild garden, the water garden, the natural garden, the woods, the fields and last but not least the the rock garden. Special Iris gardens are not unusual, in fact, much in vogue.

When German Irises are used for effect in the border or landscape they must be used in quantities, and as they are out of bloom for such a long season, we suggest allowing ample space between them and planting hardy Asters in these spaces, for they will not be tall enough when Iris bloom to interfere with their effect, and when fully developed hide the brown foliage of the Iris. Between Japanese Iris we suggest planting Gladiolus for the foliage is exactly like the Iris, and the flower spikes during August and September, produce a gorgeous spectacle in this unique setting.

Please Note: Of the following list we furnish good, strong commercial plants (not clumps), but most of these will flower the first season.

	Each	Doz.
Admiral Togo. White, slightly flushed lavender, edged purple..	\$.25	\$2.50
Boccage. Rose striped white (new).....	.25	2.50
Celeste. Tall, clear, light blue; very fine.....	.25	2.50
Cyphaine Superba. A striking novelty; purple crimson.....	.25	2.50
De suze. Violet25	2.50
Duchess de Nemours. White, with purple rays.....	.25	2.50
Florentina. White, slightly tinted lavender.....	.25	2.50
Florentina Alba. Purest white; quite early.....	.25	2.50
General Grant. Deep purple blue.....	.25	2.50
Gazelle. Rich maroon25	2.50
Honorabilis. Yellow, with fall of purplish margin.....	.25	2.50
Hector. Purple; yellow case.....	.25	2.50
La Tendresse. Delicate lavender and lilac.....	.25	2.50
La Tristesse. A smoky white; only for fanciers.....	.25	2.50
Magnet. Light purple.....	.25	2.50
Mrs. H. Darwin. Dwarf; large white flowers with violet veins.	.25	2.50
Melle Almira. Sky blue; extra fine; tall, broad foliage and gigantic flowers25	2.50
Mme. Chereau. A giant rising 4½ ft. high, with clear white flowers; beautifully fringed and shaded violet at edges; very showy25	2.50
Mrs. Neubrunner. Clear golden yellow throughout; a great novelty and one of the finest sorts in this collection.....	.35	3.50
Othello. Rich deep purple25	2.50
Pallida Dalmatica. The king of all; broad, tall foliage of a bluish green color, with spikes 5 ft. tall; crowned with magnificent giant flowers of the clearest lavender; four flowers on a stem, as a rule.....	.35	4.50
Pallida Speciosa. Violet.....	.25	2.50
Pallida Australis. Mauvy lavender; quite unique and rich.....	.25	2.50
Paquit. Violet25	2.50
Sappho. White, with lilac markings.....	.25	2.50
Sans Souci. Yellow, with brown markings.....	.25	2.50
Walneri. Light blue, suffused with royal purple.....	.25	2.50
Special Offer		
One each of the foregoing 27 sorts.....		\$6.00

Japanese Iris

The Orchids of the July Garden.—"Flower Lore," Volume One, gives a detailed story of "How to Grow These Successfully."

Please order by number, as the Japanese names are so difficult to pronounce.

Double Japanese Iris

- | | |
|--|---|
| 1. Gekka-no-nami. Pure white. | 39. Tsurugi-no-nami. Light maroon, white flecks. |
| 2. Shishi-odori. Deep purple. | 55. Exquisite. Light lavender, purple veins. |
| 3. Kummoma-na-sora. White. | 56. Eugene. White, striped purple. |
| 6. Gei-shori. Light purple, spotted white. | 57. Fratte. White, blue veins. |
| 14. Hana-avi. Large; blue. | 58. Galatea. Light blue, white veins. |
| 22. Shishi-ikari. Light purple, spotted white. | 59. Gold Bound. Large, white golden center. |
| 25. Yedo-jiman. Purplish blue; very large. | 62. Mahogany. Dark red. |
| 31. Kosui-no-iro. Light blue; very fine. | 63. Mt. Feld. White purple veins. |
| 35. Suchinkioa. Purple; spotted white. | 64. Blue Bird. Large; blue lavender tint; fine. |
| 36. Yedo-Kagami. Light maroon, tinted lavender. | 65. Navarre. Rose, veined blue. |
| | 66. Danube. Rich blue, golden centre. |

Single Japanese Iris

- | | |
|--|--|
| 4. Kumo-obi. Blue, purple veins. | 29. Shiga-no-ura-nami. Large purplish blue. |
| 7. Sofu-no-Koi. Purple, spotted white. | 34. Momijuo-no-taki. Light maroon. |
| 10. Yomo-no-umi. White, slightly shaded purple. | 41. Oyodo. Light lavender purple veins. |
| 13. Taiheiraku. Light maroon, spotted white. | 43. Wakamuraski. Light purple with white spots. |
| 19. Kimo-no-Megumi. Violet rose, purple veins. | 48. Tora-odori. Purplish blue, spotted white. |
| 21. Yezo-nishiki. Maroon, white spots. | 50. Date-dogu. Light purple; large. |
| 27. O-torigi. Light purple. | 66. Neptune. Lilaceous pink. |
| 28. Shirataki. White, with pink centre. | 67. Peach Blossom. Rosy white. |

Strong Roots—Each, 35c; dozen, \$3.50; per 100, \$25.00

Iris Siberica

Popular Name—The Siberian Iris

This variety differs from the foregoing by a very bushy growth of narrow, lance-like leaves which attain a height of 3½ feet. Through these appear, in July, flower stems with rather medium sized flat flowers.

- **Orientalis.** Clear blue Each, 30c; dozen, \$3.00
— **Snow Queen.** Purest white Each, 30c; dozen, 3.00

Lavender

Surely we need not extol the virtues of this popular flower, but we do want to say that its proper use is either in the mauve, grey or blue gardens.
Each, 30c; dozen, \$3.00

Linum Perenne Popular Name—Flax

From a dense cluster of grass-like leaves appear several extremely slender flower stems, which attain a height of 12 to 15 inches, showing on the top a series of elegant cup-shaped blossoms in an exquisite shade of blue. The stems are so slender that the least breeze will wave them. They are in bloom just exactly when our Larkspur are glorious, and so they are a wonderful material for the blue garden..... Each, 30c; dozen, \$3.00

Lobelia Syphillitica Hybrida Popular Name—The Blue Lobelia

Another splendid subject for the blue garden, because its shades of blue are very clear and distinct. From a set of heavy leaves appears, as a rule, one and two stout stems, attaining a height of 4 feet, of which the upper part is closely surrounded by sage-like blossoms. This being a hybrid, it varies its shades of blue..... Each, 25c; dozen, \$2.50

Lupins

If you want to grow Lupins well, you must have a rich soil with a good drainage and you must never let them want for moisture. Don't be alarmed if the plants die down after blooming, because that is their habit, but do not disturb the soil where they are growing, because they will reappear in the fall. Space, 12 inches.

- Blue Each, 25c; dozen, \$2.50
- Delicate Pink Each, 25c; dozen, \$2.50
- White Each, 25c; dozen, \$2.50

Lysimachia Nummularia

Popular Name—Creeping Jenny or Moneywort

There isn't a garden in which we haven't a spot that you would like to cover with an artistic green, but most of our efforts are fruitless. Now, if you have a spot which is very shaded and rather moist, take this suggestion and plant this particular one, as you are not only covering the ground with a most beautiful glossy green cover, but during June and July your ground will be a sheet of gold through the buttercup-like blossoms that cover the surface. The leaves of this plant are very small and round, but are borne so close to one another that the ground cannot be seen..... Each, 25c; dozen, \$2.50

Lychnis

Popular Name—Lamp Flower

We present for your approval one of the loveliest gems that exist today among all the hardy flowers.

- **Grandiflora.** A novelty introduced to us from Japan. A robust plant producing 12 or more stout spikes which grow to a height of 2 feet, each terminating in a gigantic star-like blossom of the most exquisite salmon pink. Each stalk produces from 10 to 12 such blossoms, one after the other. Its hardiness is assured. Flowering season, July.
Each, 75c; dozen, \$7.50

Myosotis

Popular Name—Forget-Me-Not

We offer here only the hardy Forget-Me-Nots.

- **Dissitiflora.** Very robust foliage and flower stems, with broad clusters of flowers in June..... Each, 25c; dozen, \$2.50
- **Palustris Semperflorens.** The ever-blooming Forget-Me-Not. This really is the most valuable variety. By shearing the tops as the flowers show an inclination to recede, we produce a sheet of bloom. Forget-Me-Nots of this kind are ideal subjects for the edging of grass walks, for planting naturally in dells and moist situations.. Each, 25c; dozen, \$2.50

Nepeta Mussini

A most valuable plant if we know its true merits. Its ideal application is as a ground cover in shady location, where the dense foliage not only gives a delightful shade of green, but during the latter part of June and early part of July the plants are a sheet of mauve, giving forth a slight fragrance, which makes a spot where they are liberally employed a most enchanting corner to seek. Mrs. Wilder, in her book, "My Garden," dwells at length on this plant. The stock is very scarce..... Each, 35c; dozen, \$3.50

Oenothera Youngi

Popular Name—Evening Primrose

Another plant of which we have to know its helpful mission to appreciate it. Its great virtue is that it flowers in solid shade, and even under pine trees, where nothing else has been known to grow. Grows into a bush 18 inches high, and during June and July is completely smothered under its crop of saucer-like golden flowers..... Each, 25c; dozen, \$2.50

Oriental Poppies

Here again we must omit to offer all the scarlet varieties, for we are endeavoring to educate the public to the use of more artistic garden plants. In Volume One of "Flower Lore" is disclosed how anyone can produce 25 plants of any variety of Oriental Poppy from any one plant in the garden inside of one month.

	Each.	Dozen.
— Silver Queen. Silvery white, no markings.....	\$0.50	\$5.00
— Queen Alexandra. Soft pink.....	.50	5.00
— Mary Studholme. Pure salmon.....	.50	5.00
— Perry's White. Pure white.....	.50	5.00
— Edna Perry (New). Soft salmon pink.....	.75	7.50
— Blush Queen. Soft rosy white.....	.50	5.00
— Lady Roscoe. Orange terra-cotta.....	.50	5.00
— Princess Victoria Louise (New). Salmon rose.....	.50	5.00
— Mrs. Perry. Apricot pink.....	.50	5.00
— Crossfurst. Deep rose.....	.50	5.00

Iceland Poppy

This tender little grey-foliaged plant is attractive even without blooms, but when at the end of May it sends up its cup-shaped blossoms of pale yellow it outrivals the best of the Tulips. It does particularly well in the cooler climates, and will stay in bloom there for several months. We offer the yellow variety only..... Each, 20c; dozen, \$2.00

Pentstemon Digitalis
 Popular Name—Beard Tongue

This robust plant, which from a set of foxglove-like leaves sends up several stout stems to a height of 3 feet, towards the upper part dressed with tube-shaped blossoms of a white tinged with purple, are in their prime during June and July.....Each, 30c; dozen, \$3.00

Hardy Phlox

Every catalogue offers the amateur large selections of varieties, and he is at a loss to know just what he should have. There are so many shades described as pink, which all border on the magenta. There are shades described as salmon that are truly hideous scarlet; others as crimson, which are purple. And those described as purple are the most undesirable. We are offering you just a limited selection from all the bewildering offers, and you can adopt every one of them and feel that you haven't one too many.

Phlox Decussata

This name is applied to all the showy Phloxes which come into bloom with us in August. The varieties under this heading are all of that type.

- **Selma.** Another beautiful pink Phlox, delicate in shading and delightful to look upon. The plant is healthy and strong. The flowers are very largeEach, 35c; dozen, \$3.50
- **Tapis Blanc.** We have here a variety of distinct growth, attaining a height of only 18 inches, but coming into bloom as early as June and staying in bloom until frost. Produces enormous heads of pure white blossoms, and as a companion to our pink varieties is indispensable.
 Each, 35c; dozen, \$3.50
- **Pantheon.** For a clear shade of deep pink nothing is more attractive than this variety.....Each, 35c; dozen, \$3.50
- **Thor.** For a rich shade, one that will attract your eye instantly, this novelty excels all others. Its true coloring may be described as a deep salmon pink. The individual flowers are enormous in size.
 Each, 35c; dozen, \$3.50
- **Queen.** Purest white. A splendid grower and bloomer.
 Each, 35c; dozen, \$3.50
- **Wenadis.** Light violet, mottled with white.....Each, 35c; dozen, \$3.50

Phlox Suffruticosa
 Miss Lingard

This, as a rule, is catalogued under the foregoing, but its habit, form of growth and flower are so distinct that one should learn to know it by its proper classification. The main point in which it differs is this: Its foliage and stems are glossy. The flowers are produced in a long spray and not in a flat head. It begins to bloom fully a month earlier, and, of course, is through blooming much sooner. Its color is purest white.

Each, 35c; dozen, \$3.50

Phlox Subulata
 Popular Name—The Creeping Phlox

For the covering of boulders, rockeries or overhanging edges, or even for the front of borders, nothing equals the brilliancy of this flower in the end of May or beginning of June. Like a moss, the foliage covers the ground, and when the starry blossoms make their appearance the foliage is simply hidden. But here again we have several shades that we cannot employ artistically in the garden. So we have omitted them.

- **White**Each, 25c; dozen, \$2.50
- **Model.** Bright pinkEach, 25c; dozen, \$2.50

Physostegia
Popular Name—False Dragonhead

If planted in rich, moist soil, these plants, with their straight, erect flowers attain a height of 6 feet or more, of which fully 18 inches is a compact flower-spike, in the manner of Snapdragons. These flowers are in their prime in July, August and September.

- *Virginica rosea*. Delicate lavender pink.....Each, 25c; dozen, \$2.50
- *Virginica alba*. Pure white.....Each, 25c; dozen, \$2.50

Platycodon
Popular Names—Chinese Balloon or Bellflower

Indispensable for the blue garden, particularly because it makes its appearance in August, when we need every flower we can find. Its further charm lies in its wonderful richness of blue color, a blue that you do not find in any other plant, except in the Gentian. The flower, before it opens, has all the appearance of a balloon. When it is open it is like a large saucer, borne towards the top of the stem, which is rather slender, and in order to keep the plant tidy must be staked.

- *Grandiflora*. Clear, deep blue.....Each, 30c; dozen, \$3.00
- *Grandiflora alba*. Pure white.....Each, 30c; dozen, \$3.00

Polemonium
Popular Name—Jacob's Ladder

This plant grows to a height of 12 inches, being composed of a number of fleshy stalks, which are beautifully dressed with fine fern-like growth and which show, towards the end of May or beginning of June, towards the upper part a mass of tiny, star-like flowers.

- *Richardsoni*. Clear, deep blue.....Each, 25c; dozen, \$2.50
- *Richardsoni alba*. Pure white.....Each, 25c; dozen, \$2.50

Plumbago Larpentae
Popular Name—Leadwort, Giant Hardy Lobelia

If you remember the little edging Lobelia used in gardens, with its wonderful flowers of blue, and simply enlarge its foliage and flowers three times the size and imagine it in bloom during August and September, you have an exact picture of this lovely edging plant. Height, 8 inches. Space for each plant, 8 inches.....Each, 25c; dozen, \$2.50

Primula Vulgaris
Popular Name—The Hardy English Primrose

The variety we offer is the most brilliant colored of all producing large clusters of rich, yellow flowers.....Each, 30c; dozen, \$3.00

Double Pyrethrum
Popular Name—Painted Daisy

A very aristocratic plant with beautiful fern-like foliage, its slender stems showing flowers of the most refined form of our best August Asters, appearing, of course, in May and June; and thus we welcome them not only for their graceful beauty, but for their cutting value. We do not offer the single varieties, for we consider the double far superior.

- *Double Queen Mary*. A beautiful clear pink....Each, \$1.00; dozen, \$10.00

Rudbeckia

Popular Name—Coneflower

Among this family we find the ever popular Golden Glow, which, on account of its habit and color, is a very unsuitable subject for an artistic garden. If you want to be up to date you must discard every plant you have now, and only plant it in spots where you want to hide unsightly spaces. The varieties offered below have distinct charms and will add beauty to any garden, if employed properly.

- **Purpurea.** Grows fully 5 feet high, with a number of stout waving flowering stems, showing at their terminus one gigantic daisy-like blossom of an exquisite rosy purple. The petals of the flowers droop downward, thus showing to greater advantage a large brown cone which protrudes from the centre. It is not easy to harmonize in the garden unless it grows near the *Buddleya* or *Liatris*. On the other hand, it is one of the most artistic cutting materials one could wish for a dark-colored room..... **Extra large clump, each, 25c; dozen, \$2.50**
- **Subtomentosa.** We have here an exact duplicate of the foregoing except that the flowers are of a clear yellow. Each flower shows 15 petals, giving it a very refined appearance..... **Each, 25c; dozen, \$2.50**

Salvia Azurea Grandiflora

Popular Name—Blue Sage

Of all the hardy blue *Salvias* we prefer this, for it has the very best of habits, showing a beautiful light blue flower on a slender 4 foot stem in August, September and October..... **Each, 30c; dozen, \$3.00**

Salvia Farinacea

The finest blue flower for the garden. For full description see Novelty pages of Flower Seeds..... **Dozen, \$3.50; per 100, \$25.00**

Scabiosa Japonica

Popular Name—Mourning Bride

An excellent border plant with a nest of pretty foliage from which rise a number of slender flower stems 15 inches high, crowned with a saucer-like flower of a clear lavender blue. These flowers often measure 4 to 5 inches across and show in the centre a beautiful formation of filaments. August, September **Each, 30c; dozen, \$3.00**

Shasta Daisy

A robust bushy plant which produces during the latter part of the summer great quantities of gigantic white daisies on strong, stout stems, excellent both for garden and cutting effect. If you want to get the most out of these flowers, do not let the first buds develop, but for fully a month break them off as fast as they appear.

- **Alaska.** Pure white..... **Each, 25c; dozen, \$2.50**

Spirea

This name is also given to a great family of shrubs, but they have no resemblance or connection with the herbaceous *Spirea*. The plants here described die down each fall to the ground and come once more into life the following spring.

- **Filipendula.** Very compact, only 18 inches high and about a foot through, showing at its crown a mass of thick plume-like creamy flowers. Its great value is that it flowers at a time of the year when we can combine it very artistically with others. For instance, place it just beyond the lavender-colored Canadian *Phlox* and you can picture this beautiful dream **Each, 30c; dozen, \$3.00**

Sedum

Popular Name—Stonecrop

A compact, creeping plant with moss-like foliage covering the ground, remaining green winter and summer. The ideal plant for a rockery or overhanging boulders or stones, for edging walks, and particularly to plant as a solid mass between stepping stones, where it is difficult to cut the grass with a mower. If you have a stony path, plant it within the ridges, for the smallest amount of earth space will be sufficient to make it grow. On terrace steps it will add great beauty to the garden. We offer but three of the dwarf varieties, although there are in existence about fifty, but these three are the best.

- **Acre.** Yellow flowers in June.....Each, 25c; dozen, \$2.50
- **Album.** White flowers in June.....Each, 25c; dozen, \$2.50
- **Sieboldi.** Beautiful glaucous-colored foliage and rosy pink flowers in
OctoberEach, 25c; dozen, \$2.50

Erect Growing Varieties

Sedum Spactabillis. Several fleshy stems rise simultaneously in the early spring, grow to a height of 18 inches, and produce a broad umbel of rosy colored flowers, August to October.....Each, 30c; dozen, \$3.00

Statice

Popular Name—Sea Lavender

It is as far superior to the Baby's Breath as an airy fairy. A round circle formed of six lustrous leaves about 6 inches long, very glossy and rich, and from their center rises from one to three heavy wire stems, which branch out into a broad head. Tiny little flowers of strawy nature in a wonderful shade of misty lavender give it the appearance of a lavender cloud in August and September. These flowers, when cut, while in their prime and hung up in reverted position in a dry, airy room, will be preserved in their natural appearance all winter. The leaves in the fall take on the tint of autumn and thereby are exceedingly beautiful.

- Gmelini.** Violet blue flowers.....Each, 25c; dozen, \$2.50
- **Latifolia.** Lavender blueEach, 25c; dozen, \$2.50

Stokesia

Popular Name—Cornflower Aster

A robust plant 18 to 24 inches high, bearing handsome Aster-like flowers of clear blue.....Each, 25c; dozen, \$2.50

Thalictrum

Popular Name—Meadow Rue

A splendid acquisition for the shady border, but flowering equally well in the open. The graceful, fairy-like flower heads are always admired. Its foliage is ever clean, and reminds you of the Columbine.

- **Adiantifolium.** Yellow flowers, June and July...Each, 30c; dozen, \$3.00
- **Aquilegiafolium.** Purple flowers, May till July...Each, 30c; dozen, \$3.00
- **Cornuti.** White flowers, June and July.....Each, 30c; dozen, \$3.00

Trollius

Popular Name—Buttercup

Everyone knows this old-fashioned flower, which appears the end of May in its beautiful globes of yellow and orange.

- **Europeus.** Lemon color.....Each, 50c; dozen, \$5.00
- **Japonicus Excelsior.** Deep orange.....Each, 50c; dozen, \$5.00

Valerian

Popular Name—Garden Heliotrope

Splendid when combined with Larkspur. Bloom at the same time.

- *Alba*. White.....Each, 30c; dozen, \$3.00
- *Coccinea*. Coral red.....Each, 30c; dozen, \$3.00
- *Officinalis*. Delicate pink; splendidly fragrant....Each, 30c; dozen, \$3.00

Veronica

Popular Name—Speedwell

Here again we find, as a rule, many varieties offered, but quite a few we consider weeds. We catalogue only those which you would consider gems for the garden.

- *Amethystina*. This variety follows the former in its footsteps, has the same appearance, but the plant grows fully a foot high and a foot through, flowering in June and July.....Each, 30c; dozen, \$3.00
- *Longifolia subsessilis*. The Blue Jay Flower. In September. A bushy plant showing prosperity in every fibre, growing to a height of 3½ feet, often measuring 3 feet in height. Shows us dozens of stout flower spikes, which are closely dressed, of clear blue flowers of the richest tone.....Each, 35c; dozen, \$3.50

Verbascum

A plant which most of us know only as a weed on barren hillsides. Under the patient skill of a renowned hybridizer, this plant has been transformed into one of the most effective garden plants, and it fills a spot which has always been vacant. In a complete garden we find during the season just spells of riotous outbursts—as in May our Tulips; in June, Iris, Paeonies, Larkspur, Roses, and so on; but there is always a decided lull between the Tulips and the Iris, and here is where the Verbascum enters. At the base we find a flat bouquet of exquisite silvery fur-covered leaves spreading fully 18 inches. From the centre rises one majestic spike, attaining the second year after planting the remarkable height of 6 to 7 feet. This branches into a perfect candleabra, showing from 6 to 12 heavy flower spikes, encircled with large saucer-shaped blossoms close to the stem. To make this picture complete, always plant *Erigeron* in front. Allow 18 inches for each plant of Verbascum.

- Caledonia*. Sulphur yellow, suffused with bronze....Each, 50c; dozen, \$5.00
- Densiflora*. Rich golden yellow.....Each, 50c; dozen, \$5.00
- Mars*. An exquisite shade of buff.....Each, 50c; dozen, \$5.00

Viola Cornuta

Popular Name—Tufted Pansy

The best edging plant for the hardy border or garden, for probably cared for these plants remain in bloom from May until October. The secret of their continuous bloom is that they must be sheared several times during the season, so that the flowers do not go to seed.

- *G. Wernig*. Pale violet color.....Each, 35c; dozen, \$3.50
- *Pure White*Each, 30c; dozen, \$3.00
- *Yellow*Each, 30c; dozen, \$3.00

Yucca Filamentosa

Popular Name—Adam's Needle

A nest of stiff leaves terminates in a needle-like point, giving it the appearance of a Mexican Cactus, but from its centre rises a stout stem, where in July we see most magnificent white bell-shaped flowers to a height of 4 to 5 feet. Flowering spell, July. Space, 2 feet...Each, 35c; dozen, \$3.50

We can furnish many other perennials not mentioned here, and if lists are submitted we will promptly send quotations.

"What Can I Plant Where Grass Will Not Grow?"

In every garden there are spots that become bare and unsightly—spots that are too wet for anything to grow or too dry to keep anything green, or brown ugly spaces under the trees and shrubs. The difficulty is solved by the use of "**Japanese Spurge**," or in botanical terms, *Pachysandra Terminalis*, a beautiful evergreen plant, introduced into this country some years ago, but its value as a ground cover for bare places has only recently become recognized.

The plant is composed of creeping roots, which send up freely, beautiful leaf stalks to a height of six to eight inches. The leaves grow in whorls around the stem and are of a glossy surface, leathery substance and a beautiful deep green color, which they retain winter and summer.

It is absolutely hardy in the most severe or moderate climates, enduring dense shade and dry locations and doing equally as well in direct sunlight or moist places, but always providing a most excellent mat or carpet where desired.

Pachysandra is a somewhat slow grower, and it is therefore more satisfactory to set out field-grown or pot-grown plants. The plants we offer are of superior quality, with no less than three stalks and in their third year of growth. These can be set 12 inches apart, and while this will leave space between them, one year's growth will fill this and make it perfect.

After planting they require no cultivating and no mowing. Every year's growth makes a more perfect mat. Weeds have no chance to grow between them. For effect they are equal to the finest English ivy, with the improvement that winter does not brown them. It carries no dust, nor sheds its leaves, is immune to disease and insects and is one of the finest gifts nature has given to the ever troubled gardener.

Plants can be set out from April until frost, and are guaranteed to give satisfaction.

Pachysandra Terminalis

Strong field grown clumps.....	Per dozen, \$3.00; per 100, \$25.00
Potgrown plants.....	Per dozen, \$2.00; per 100, \$15.00

"Trugreen" Lawn Seeds

A good lawn is absolutely essential to beautify your home grounds and furnish a suitable setting for your home and plantings. Every year to keep your lawn in first class condition it is necessary to fertilize and add fresh seed, both spring and fall.

Your first outdoor duty should be your lawn. Be prepared with proper fertilizers and "Trugreen" lawn seed.

What Is Essential to Make a Good Lawn?

A full foot depth of good loam. As a rule gardeners do not realize that it is a waste of money to buy expensive grass seeds unless we first build the proper foundation for it. Manure is not good for plowing in a lawn, for it encourages weeds; but instead we ought to embody leaf mould or humus, and such fertilizers as "Bone Meal" in fine form at the rate of 1,000 lbs. per acre. The grading must be carefully done so that there are no dents in which rain or snow can pool, for grass cannot live there. Before sowing the seed, the lawn must be rolled once. Sow the seed on a day when there is no wind, and always mix the seed with four times the quantity of "Pulverized Sheep Manure" and eight times the quantity of dry soil, so that when you sow it it sticks to the ground and does not blow in patches. Hold your hand low near the ground and after sowing roll twice over and then water carefully, and your work is done.

How much is required for a certain space? 10 lbs. for one acre. 2 lbs. enough for 20x25, or 500 square feet.

"Trugreen" Lawn Seed—Comprised of only fancy re-cleaned seeds of the better varieties of grasses in proper proportions to insure a mixture best suited to average conditions both for reconditioning and sowing new lawns. Per lb., 60c; 5 lbs., \$2.75; 10 lbs., \$5.00; 100 lbs., \$45.00

"Trugreen" Shady Mixture—Correctly proportioned of varieties which grow well in the shade or partially shaded areas.

Per lb., 65c; 5 lbs., \$3.00; 10 lbs., \$5.75; 100 lbs., \$50.00

White Clover—As a general rule it is not necessary to add white clover to grasses, for most soils will naturally produce it, without sowing it, but if you are fond of it, then sow it separately and do not mix it with the other grasses, as it is much heavier and does not mix well. Per lb., \$1.00

To those who have extraordinary soil and climate conditions we will gladly render expert advice as to varieties of grasses, mix them in proper proportions or furnish separate varieties. Prices on all varieties may be had on request.

"Trugreen" Seed for Golf Courses, Tennis Courts and Other Special Turf Requirements

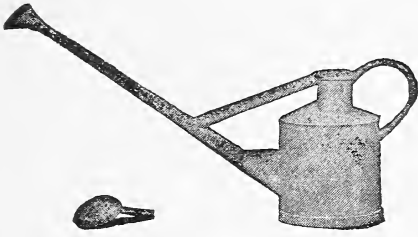
To get the best results in such places it is necessary to know the locations, the kind of soil and other conditions to prepare an ideal blending for such.

We are prepared to offer suggestions and solicit inquiries.

We are in a position to furnish any and all separate grasses and will submit prices and samples on application.

*"Just Delightfully
Different"*

THE IDEAL WATERING POT



Ideal Watering Pot

This pot has been especially designed to sprinkle seedflats and seedbeds in frames or in the garden.

The spray goes to the soil in the most gentle manner and thereby the seeds are not disturbed.

Six Quart Size.....Each, \$5.50
Three Quart Size.....Each, 3.50

GILSON WEEDER

Four Times the Work With Half the Effort

The double-edged oscillating steel blade of the Gilson Weeder cuts both ways under the soil surface, destroying weeds and loosening the earth. It lightens and levels the soil and forms a perfect mulch.


Every stroke counts, backward and forward. There is no tiresome chopping movement as with the ordinary hoe. You work away from the loosened soil, instead of working over it and tramping it down.

The Gilson Weeder does the work of a rake also, clearing the ground as you work, without changing tools. It leaves the ground in perfect condition for absorbing warmth and moisture.

The weeder can be run close to the plants and shrubbery without harming them, because the side-arms act as fenders for the cutting blade. It is easy to reach under shrubs and flowers.

This particular narrow tool is a godsend to the amateur. You can now weed between closely set plants in flower beds without having to step on the bed at all. Just the ideal tool for hardy borders, which often are very deep.

6-foot Handle



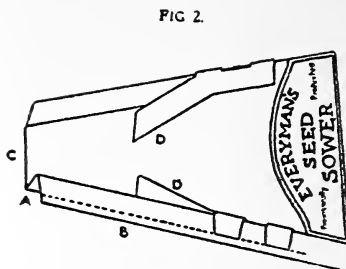
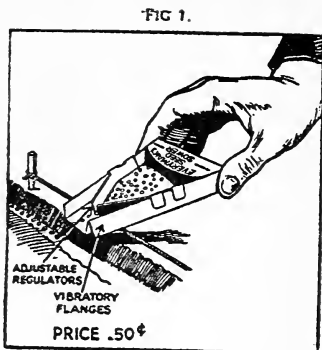
Pat. Jan. 11, 1916

Pat. May 1, 1917

Size 1—3½-in. Blade, for Narrow Rows, with 6-foot handle.....\$1.00
Size 2—5-in. Blade, for General Work, with 6-foot handle..... 1.25
Size 3—6-in. Blade, for General Work, with 6-foot handle..... 1.35
Size 4—8-in. Blade, for General Work, with 6-foot handle..... 1.50

*Please use enclosed
Order Form*

*Learn how to grow Flowers
right; read "Flower Lore"*



The Most Ingenious and Practical Little Tool for the Home Gardener

EVERYMAN'S SEED SOWER

Everyman's Seed Sower possesses the following advantages over other methods:

The seed being in full view, the rate at which it is being distributed is easily observed and controlled. No fear of suddenly finding half way down a row that all your seed has gone.

The turned-down side flanges which extend below the floor of the sower, when used as per instructions, separate, and evenly distribute the seed.

The adjustable sliding regulators give any desired size of opening for the different varieties of seed.

The turned-over end forms a receptacle for the seed when conveying it about, so that it can be laid upon the ground with security whilst drawing fresh drills, etc.

It is the simplest possible tool—cannot be broken—nor can it become out of order; weighs hardly two ounces, and is the only device by which seeds can be sown evenly and economically.

Instructions for Use

1. Use an ordinary garden line for guidance in making drills, or, if the rows are short, use a piece of squared wood, or a not too smooth stick. N. B.—See that the line is tightly stretched.

2. Hold the sower—previously charged with seed—in the hand, as shown in Fig. 1, so that the bottom of the flanges b, Fig. 2, rest lightly upon the line (or stick), with the lip (C) overhanging sufficiently to allow the seed to drop into the drill. This will, of course, vary according to the depth and width of the trench. Where very small seeds and drills are concerned it will be more convenient to rest the lip (C) itself upon the cord and press the front edge (A) of the vibrator against the line and so set up the vibration.

3. Do not tilt the sower more than necessary; a very little will suffice. If the sower is now passed along the cord the flanges will set up a vibration which will spread the seed and bring them down, one or two, or a few at a time, as desired, according to the amount of pressure upon the cord.

A very little practice will suffice to find the necessary pressure required for the varying kinds of seed.

4. To adjust the regulators DD:—

For very small or smooth round seeds which tend to run away, draw down, or lift off, and replace the slides until they nearly close the space, as in Fig. 1. For the larger seeds, place them further back, according to size and smoothness.

For such as Parsnip, and other similar kind of seeds, it is an advantage to remove the regulators altogether, or (to avoid losing them) they may be reversed so that the free ends go under the shield.

5. The free ends can be bent, if desired, to alter the angle, but it is not advisable to do this too frequently, or merely to avoid moving them up and down.

6. The sower can, of course be used in the ordinary manner of slightly shaking, using the regulators as already directed, in which case, however, the tray must be tilted at a regular angle.

Price each, 50c Postpaid

*"Just Delightfully
Different"*

FULD'S NEW SEEDLING POT

Made of Cardboard
For Vegetables and Flowers


Especially Sweet Peas, Tomatoes, Cabbages, Cauliflowers, Egg Plants, Peppers, even for Early Corn, Early Cucumbers, etc.

Makes gardening a pleasure and assures us all greater success. Why? Because you sow the seeds directly into these pots—no transplanting—and when it is time to set the plants out of doors, you simply open the bottom of the pot by pulling slightly at the fold, and set plant and pot into the garden. Thus the roots are not disturbed and the plant will have no setback.

The pot is made of porous heavy paper-board, which will not decay before the plant is ready for the garden, but when planted with the plant will decay quickly and act as additional food, and so help two-fold.

Comes in two sizes: No. 1, 2x2 and 4 inches deep, and No. 2, 3x3x4. The extra depth is another merit, for the roots have more playroom and the plant does not become pot-bound.

It comes to you flat, so that 100 of these pots take up little space.



Directions for Use

Secure a flat $4\frac{1}{2}$ ins. deep and large enough to hold the desired quantity snugly. One side of the flat should be fastened only lightly, so at any time it can easily be removed. Cover the bottom of the flat with $\frac{1}{2}$ in. of good loam. Place your empty pots upon it and fill them with the same material, press it down so that finally the soil comes to within $\frac{1}{4}$ in. of the rim of the pots.

Now sow your seeds. Of the large seeds sow 3 in a pot; of the fine, sow carefully that only few will appear growing afterward, and cover these with the finest of sifted soil, so that the seeds are barely covered. Then water carefully with "Fuld's Ideal Watering Pot"—a new pot with a new rose. This should be in possession of every gardener, for no longer will you disturb your seedling. Price, \$5.50.

Now place your flat in good light and heat, and water carefully every day until the seeds germinate. Then put in a cooler spot—50 degrees at night and 60 at day—and when the plants are progressing and have 4 or more leaves each, pull up all except one in a pot. Of course, you retain the strongest one and put flat as it is into the cold frame. Here you water again carefully until you are ready to plant out of doors.

If you have no cold frame, just keep the flat in the house until you are ready to plant out of doors. Then take your whole flat to the garden, remove the side which is loose, and now you will find it easy to remove each pot without injury to the plant.

So do we progress, with less work for us and better conditions for our little garden infants.

The most remarkable and popular feature of this pot is its popular cost, namely:

Size No. 1 — 2x2x4 \$1.50 per 100; \$12.00 per 1,000;

Size No. 2 — 3x3x4 \$2.00 per 100; \$17.00 per 1,000;

500 at 1,000 rate; 25 at 100 rate

At these prices purchaser pays expressage. If wanted by Parcel Post, please note that 100 pots, size 1, weighs 3 lbs. and 100 pots, size 2, weighs 6 lbs. Add 7c per lb. if east of Mississippi and 12c per lb. if west.

Now you ask, "What seeds can I use with these pots?" Foremost are the following:

Flowers: Sweet Peas, Snapdragons, Asters, Calendula, Cosmos, Annual Larkspur, Marigold, Nicotiana, Pentstemon, Pansy, Petunia, Phlox Drummondii, Salpiglossis, Salvia, Scabiosa, Stocks, Verbena, Zinnias.

Vegetables: Tomato, Egg Plant, Pepper, Parsley, Cabbage, Cauliflower and Brussel Sprout.

Please use enclosed
Order Form

Learn how to grow Flowers
right; read "Flower Lore"

Fuld's Unique Garden Stakes

It matters not how little there is in your garden, if the grass is cut and the edges neatly trimmed, your hedges pruned and every plant which needs it is **staked**—then your garden is beautiful and **orderly**.

The usual stake offered by seedsmen, as a rule, is entirely too clumsy and conspicuous to look well; a garden is not an exhibition hall for stakes, but rather a home for flowers.

A stake is needed to support a plant against winds and storm, but not to be more showy than the plant.

We are offering herewith a Japanese Bamboo cane of extreme sturdiness, not thicker than a pencil, perfectly straight and dyed green.

Sizes and Prices

18 in. tall.....	\$0.30	\$2.00
24 in. tall.....	.35	2.50
30 in. tall.....	.40	3.00
36 in. tall.....	.50	3.50
42 in. tall.....	.60	4.00
48 in. tall.....	.65	4.50

These stakes are ideal for Snapdragon, Annual Larkspur, Salpiglossis, Nicotiana, Scabiosa, Delphinium, Digitalis, Monkshood, Hardy Aster, Gladioli, Anchusa, etc.

Stakes should not extend above the plant but rather below the flower. Some plants require several stakes to make them look natural. Do not tie plants so they look stiff, but retain their natural grace as much as possible. Use raffia or soft twine for tying.

*"Just Delightfully
Different"*

THE AUTO SPRAYER



Every gardener should have this only practical sprayer.

It works like a charm; no effort; just hang it on your shoulder and hold the nozzle. Of course every time you fill it you pump it full of air.

In Brass.....Each \$14.00

This is the only sprayer with which to apply "Melrosine."

USE "CARCO" IN YOUR GARDEN

What Is "Carco?"—A liquid sterilizer, insecticide and fungicide, all combined.

What Will It Do?—It kills every living insect in the soil and more than that, the eggs and larvae of those which afterwards breed and come to the surface; it will destroy the cutworm and for this one purpose alone every gardener needs it. But it also kills the eelworm, which attacks Cucumbers and Asters, as well as the maggot which is so injurious to onions and grass. It will do more than that; it will make many a plant immune to the attack of insects and disease; it prevents blight, rust and leaf-spot.

How Is It Applied?—For Root Maggots—Use 1 part of Carco Spray to 75 parts water and spray the ground freely before planting. As soon as the vegetables show, spray again with a solution of 1 part of Carco to 125 parts water. Repeat every two or three weeks for a period of six or eight weeks.

For transplanted vegetables as Cabbage, etc., first spray the ground with a solution of 1 to 75, and as soon as plants begin to freshen, continue spraying as above.

For Cut Worms, Grubs and other Worms—Dilute 1 part Carco to 125 parts water and apply freely, preferably in the late afternoon.

Important—Use a coarse spray always.

It has proved a remarkable success in increasing the yield of Cabbage, Cauliflower, Turnips, Radishes, Onions, Beans, Beets, etc.

It has entirely eliminated rust on Hollyhocks, blight on Delphiniums, leaf-spot on Violets.

It is absolutely harmless to the living tissues of the plant so that it can be applied freely to any part.

As a preventative, soak the ground with it in the early spring, before any planting takes place and again several times after plants are up over the foliage.

Quart, \$1.50

Gallon, \$4.00

MELROSINE

"IT KILLS ROSE BUGS"

Melrosine, the new insecticide that quickly kills the dreaded rose bug, is a triumph of chemical research and persistent experimenting.

Melrosine is safe and sure—absolutely non-poisonous and harmless to human beings or animals and will not injure in the slightest degree either plants or flowers.

Unlike most other insecticides, **Melrosine** is most effective when used on a bright sunny day at 11 a. m. or 2 p. m. rather than at noon.

Experienced rosarians who have used **Melrosine** are unanimous in recommending it as a positive annihilator of the pest. The following letter speaks for itself:

"Gentlemen:

"Having had a try-out of the substance now called 'Melrosine' before it was put on the market, I was impressed by the fact that it really did kill rose bugs when persistently applied, and I don't know anything else that will do the same service without also killing the roses. Then later, after it had been introduced, I saw it being effectively used not only to put the rose bugs out of business on roses, but to do the same when they had attacked rhododendron flowers in a prominent garden near Philadelphia. I keep it on hand, and would not hesitate a fraction of a second about putting it in use as soon as the bugs appears because I believe it is the best available remedy for this nasty pest.

Yours truly,

(Signed) J. HORACE McFARLAND,

JHMcf/CM Editor, American Rose Annual."

Garden Chemical Co.,
Park Ave. and 146th St.
New York City.

(By permission of the manufacturer.)

Melrosine should be diluted with 20 or 25 parts of water. The proper method of applying **Melrosine** is to spray the plants lightly at first. This will bring the rose bugs out from the flowers and they should receive a second and copious spraying.

Melrosine will leave no mark on the flowers or injure them in the least. It has an agreeable odor that makes it pleasant, but is not imparted to the flowers.

The Auto Sprayer, a brass container holding three gallons of liquid, is the very best sprayer for **Melrosine**. See Page 166.

Melrosine is sold as follows: Per pint, \$1.00; per quart, \$1.75; one-half gallon, \$3.25; per gallon, \$6.00.

*"Just Delightfully
Different"*

Standard Flower and Garden Fertilizer

Standard Flower and Garden Fertilizer is a superior plant food, in concentrated form, that may be used with equal success on house plants, in greenhouses or in the garden.

The analysis given below shows that Standard Flower and Garden Fertilizer contains all the essential elements in just the right proportion to produce a properly balanced and unusually highly concentrated fertilizer to meet all gardening requirements.

Standard Flower and Garden Fertilizer is odorless.

It is so strong that a mere pinch will intensely fertilize a house plant and a one pound package will serve two hundred square feet effectively. You can use it either dry or dissolved in water.

We offer Standard Flower and Garden Fertilizer with renewed assurance of its merit because of the universal commendations we have received from our customers who have had experience with it. Not only have we had no complaints, but they all agree that it would be difficult to find a substitute that would prove so successful in enriching the soil, promoting luxurious growth, increasing the yield and imparting a deep green color to the foliage and brilliancy to the flowers.

Analysis

Nitrogen	15 to 17 percent
Equiv. Ammonia	18 to 20 percent
Avail. Phos. Acid	10 to 12 percent
Potash (K ₂ O)	8 to 10 percent

Prices: ½ lb. pkg., 50c; 1 lb. pkg., 75c; 5 lb. pkg., \$2.00; 25 lb. bag, \$5.00

How to Kill Obnoxious Growth in Drives and Garden Walks

One of the greatest difficulties confronting the gardener is to keep grass and weeds from growing in the walks and drives.

The usual method of eradicating this nuisance has been to employ the hoe and trowel, but this is a tedious job and it is not lasting, for in another week another crop appears.

If you have had that trouble do not worry any longer, for we can supply you now with a liquid spray which by one application during the season will destroy every living growing plant in your walks and drives and this can all be done in less time than you can imagine.

This wonderful spray is called

“ATLAS WEED KILLER”

“ATLAS” is the deadly foe of all weed growth on walks, drives, and similar places where vegetation of any kind is undesirable.

It is not only a weed killer, but a very effectual preventive against their return for a season. The results of its use will be apparent for several seasons.

It is a clean, odorless liquid, which you liberally dilute with water, and apply with watering pot.

“ATLAS” so effectively sterilizes the soil that no weed seeds will grow there. It penetrates to the deepest roots, which hoeing and hand weeding can never reach, and leaves nothing but a few dried stalks to be swept away by the elements. For these reasons, “ATLAS” is the cheapest and by far the most effectual method of weeding, wherever it is desired to kill off every trace of vegetation.

As a general rule, one gallon of Atlas “A” will treat 600 to 700 square feet when diluted with fifteen to twenty gallons of water.

This is sufficiently strong to kill all ordinary weeds, but where the growth is very luxuriant, or in the case of some tenacious growths, such as Horsetail, Johnson or Bermuda grass, it may be necessary to use the solution more generously, or to give a second application as soon after as regrowth begins to appear, to thoroughly kill all the roots.

Never apply “ATLAS” immediately after a rain. After a heavy rain let forty-eight hours elapse before applying.

Because of its great strength “ATLAS” is the most economical of weed exterminators. Full directions are on each package.

If you own a tennis court and have been troubled with the weed nuisance, you will welcome the assistance of ATLAS as a ready means of weed extermination, without the slightest disturbance of the surface of the court, or interference with the play.

It is as clean as water, and leaves behind it naught to soil white shoes or clothing.

Hand weeding and hoeing are both objectionable on account of the rough or soft spots which they leave behind. “ATLAS” leaves the ground perfectly smooth and hard.

If we have not exhausted the list of users for “ATLAS” it is because the reader of this book will doubtless be able to suggest many others for himself.

Wherever there are weeds “ATLAS” will remove them.

Per gallon	\$3.00
Per 5 gallon drum.....	12.00
Per 10 gallon drum.....	20.00
Per 50 gallon barrel.....	75.00

INSECTICIDES

- Aphine**—The best remedy against green lice on Roses, Sweet Peas, Garden Peas, Nasturtiums, Chrysanthemums, etc. Full directions on each can.
Per quart, \$1.50; per gallon, \$4.00
- Fungine**—The finest remedy against mildew on Roses, Phloxes, Lilacs, etc. Full directions on each can.
Per quart, \$1.50; per gallon, \$4.00
- Scalecide**—The one spray to kill San Jose scale on Fruit Trees, Lilacs, Currants, etc.
Per gallon, \$2.25; per 5 gallon can, \$7.50
- Melrosine**—The only effective Rose Bug destroyer. Does not injure blooms or foliage.
Pint, \$1.00; quart, \$1.75; 2 quarts, \$3.25; gallon, \$6.00
- Carco**—A liquid sterilizer, insecticide and fungicide, all combined.
Pint, \$1.00; quart, \$1.50; gallon, \$4.00
- Atlas Weed Killer**—A liquid spray which absolutely kills all weeds.
Per gallon, \$4.00; per 5 gallon drum, \$12.00; per 10 gallon drum, \$20.00; per 50 gallon barrel, \$75.00
- Pyrox**—A combination of Arsenate of Lead and Bordeaux mixture; a remedy against all leaf-eating insects, such as cabbage-worm, currant-worm, rose-worm, caterpillars and also a remedy against fungous diseases, as blackspot on Roses, etc.
All ready to use by adding water; full directions on each can.
1 lb., 50c; 5 lbs., \$2.00

FERTILIZERS FOR GARDEN USE

Plants need food just at the right time, and we can never tell when the right time is except when we see the plants growing, and so it is quite important to have a full supply on hand.

Although we are offering most sorts in 100-pound bags only, we will furnish any quantity down to 5 pounds, but must ask an additional charge for this service. If smaller quantities are desired, send us your order in full, but do not remit at the time of sending; we will send bill afterwards.

Pulverized Sheep Manure, per 5 lb., 40; per 10 lb., 75c; per 25 lb., \$1.25; per 50 lb., \$2.25; per 100 lb., \$3.50; per ton, \$55.00.

	Per 100 lb.	Per ton
Cattle Manure (Pulverized).....	\$3.25	\$53.00
Acid Phosphate	3.00	50.00
Humus	2.00	30.00
Land Plaster	1.50	25.00
Wood Ashes	2.25	40.00
Bone Meal	4.50	85.00
Ground Raw Bone	7.50	120.00
Agricultural Salt	4.00
Tobacco Dust	6.00
Tobacco Stems	3.75
Nitrate of Soda, pound.....	.15
Powdered Lime Stone.....

THE GARDEN GIFT BOOKS FOR ALL SEASONS

"What can I give?"

The perennial question at Christmastide, and one that is equally insistent at Easter, and on birthdays, anniversaries and other special occasions. When we try to decide upon a gift or remembrance, one that will be appropriate and express our regard or loving thought, we are confronted with the old puzzling problem, "What shall it be?"

Let us suggest a way out of this quandry.

Give "FLOWER LORE."

Give "VEGETABLE LORE."

Two of the most delightful and serviceable works ever written, just full of helpful suggestions and practical information for the flower lover and the garden enthusiast, books that will be in constant use and almost daily reminders of your friendship.

Every new garden surprise and spreading blossom will speak of you, and just as the plants and flowers grow and thrive, so will the memory of your thoughtfulness flourish in the heart of your friend.

When the next gift season comes, be it Easter or Christmas, or any other time, and the old question must be solved, give "Flower Lore"—give "Vegetable Lore."

MAURICE FULD, Inc.

"Flower Lore," by Maurice Fuld, an authoritative guide for the flower garden, in four volumes, of twelve numbers each, with complete index.

Single volume of "FLOWER LORE" in loose numbers.....\$1.25
Single volume of "FLOWER LORE" in binder 2.00
Complete set of four volumes in separate binders..... 8.00

"Vegetable Lore" is complete in three volumes. Each volume holds twelve copies and index.

Single volume of "VEGETABLE LORE" in loose numbers.....\$1.25
Single volume of "VEGETABLE LORE" in binder..... 2.00
Complete set of three volumes, in separate binders..... 6.00

*"Just Delightfully
Different"*

LOG CABINS AND COTTAGES HOW TO BUILD AND FURNISH THEM

By William S. Wicks

One of the few really helpful books on this subject, containing full explanations on how to build cabins and all types of rustic structures, with directions and numerous illustrations. Of especial value to our readers who wish to construct rustic summer houses, shelters, arbors, garden seats and benches, bird houses, etc., etc. **\$2.00 per copy, postpaid.**

RECORDS OF A RECTORY GARDEN

By K. S. P.

A most delightful and charming story of a garden, through which is woven the stirring tale of an only son, the jewel of a mother, from the day of his birth to the hour when he gave up his young life on the altar of Democracy.

You will thank us for introducing this book to you—one of the most inspiring gems of literature the world war has produced.

\$1.00 per copy, postpaid.

OUTDOORS AND IN A COLLECTION OF VERSE

By Joshua Freeman Crowell

In "Outdoors and In" Joshua Crowell maintains the same spontaneity and pleasant attitude towards the world and all the things in it, as he does in his children's nature books. His verse is delightfully pretty and simple, and actuated by real feeling for the little things of every day that are so familiar, though many of us fail to realize their beauty. The book sings itself along like a placidly flowing brook and many lovers of poetry will delight in the impression of rest and sunshine that it imparts.

Most of the verses that appear in the pages of this year's issue of "My Garden Favorites" have been selected from this charming little volume, particularly from the chapter, "Garden Wise," which was dedicated to Maurice Fuld, by the author.

It is with pleasure that we offer "Outdoors and In," tastefully bound, to our many garden friends.

\$2.00 per copy, postpaid.

A Few Selected Books for the Garden Library

The Book of Annuals; By H. H. Saylor.....	\$1.25
How To Know the Ferns; By F. T. Parsons.....	2.50
Our Ferns In Their Haunts; By W. N. Clute.....	3.00
Let's Make a Flower Garden; By Hana Rion.....	2.25
Pocket Garden Library; (4 vols.).....	6.00
The Gladiolus; By M. Crawford and Dr. Van Fleet.....	1.75
Pruning Manual; By L. H. Bailey.....	2.50
The Rock Garden; By E. H. Jenkins.....	3.00
How To Grow Roses; By Robert Pyle.....	1.50
Field Book of American Trees and Shrubs; By F. S. Matthews.....	3.50
How To Grow Vegetables; By Allen French.....	2.25
Mushrooms; By Geo. F. Atkinson.....	3.50
Making a Lawn; By L. J. Doogue.....	1.00
The Flower Finder; By G. L. Walton (pocket size).....	2.00

INDEX

VEGETABLE SEEDS

Asparagus	11
Barley	31
Beans, Dwarf or Bush.....	12-13
Beans, Pole or Climbing.....	12-13
Beets	14
Borecole	21
Brussel Sprouts	13
Buckwheat	31
Cabbage, Chinese	14-15
Cabbage, Red	14
Cabbage, Savoy	14
Cabbage	14-15
Cardoon, Spanish	15
Carrot	15
Cauliflower	16
Celeriac	16
Celery	16
Chervil	16
Chicory	17
Chives	17
Clover	31
Corn, Sweet	17
Corn, Field	31
Corn, Salad	18
Couve Tronchuda	15
Cress	18
Cucumber	18
Dandelion	18
Egg Plant	19
Endive	19
Finochio	19
Garlic	19
Herbs	30
Kale	21
Kohl Rabi	19
Lamb's Lettuce	18
Leek	21
Lettuce	20-21
Melons	21-22
Muskmelon	21
Mustard	22
Oats	31
Okra	22
Onions	22
Parsley	23
Parsnips	24
Peanuts	24
Peas	25-26
Pepper	26
Potatoes	26
Pumpkin	24
Radish	26
Rhubarb	26
Romaine Lettuce.....	21
Ruta Baga	29
Rye	31
Sorrel	27
Spinach	27
Squash	27
Summer Asparagus	11
Sweet Corn	17

Swiss Chard	28
Tomato	28
Turnips	29
Udo Salad	29
Watermelon	22
Wheat	31
Whitloof	17

HERBS

Borage	30
Burnet	30
Caraway	30
Dill	30
Lavender	30
Peppermint	30
Sage	30
Summer Savory	30
Sweet Basil	30
Sweet Marjoram	30
Thyme	30

FLOWER SEEDS

Achillea	70
Ageratum	44
Alyssum, Annual	45
Alyssum, Hardy	70
Anchusa	70
Antirrhinums	42
Aquilegia	70-71
Arabis	71
Arctotis	47
Asters, Annual	42-46-47
Asters, Hardy	71
Auricula	71
Baby's Breath	74
Bachelor Button	49
Balsam	48
Bellis, Perennis	71
Blue Bell, Hardy	69
Blue Lace Flower	41
Brachycome	48
Calendula	48
Calliopsis, Annual	48
Calliopsis, Hardy	72
Campanula	72
Candytuft, Annual	49
Canterbury Bells	72
Centaurea	49
Cerastium	72
Chrysanthemum	50
Clarkia Elegans	50
Clover	32
Columbine	70-71
Coreopsis, Annual	48
Coreopsis, Hardy	72
Cornflower	49
Cosmos	44-50-51
Cup and Saucer	72
Daisies	71
Delphinium, Hardy	73
Dianthus	51

INDEX

Digitalis	74
Dimorphotheca	51
Eschscholtzia	52
Eupatorium	74
Foxglove	74
Gaillardia, Hardy	74
Gentiana	74
Gilliflower	61
Grass Seed	32
Gypsophila, Annual	52
Gypsophila, Hardy	74
Helichrysum	52
Heuchera	75
Hollyhocks	75
Hunnemania	53
Iberis, Hardy	75
Larkspur, Annual	53
Larkspur, Hardy	73
Lavatera	53
Lawn Seed	32-130
Leptosine	53
Linum	75
Lobelia	54
Lupin, Annual	54
Lupin, Hardy	76
Marigold	54-55
Mathiola	55
Matricaria	55
Mignonette	55
Myosotis	76
Nasturtium	56
Nemesia	55
Nemophila	56
Nigella	57
Nicotiana	56
Oenothera, Hardy	76
Pansies	44-57
Papaver Orientale	77
Peas, Sweet	62-63
Petunias	58
Phlox	58
Platycodon	77
Polemonium	78
Poppies, Annual	59
Poppies, Hardy	77
Portulaca	59
Pyrethrum	77
Salpiglossis	60
Salvia, Annual	69
Salvia, Hardy	40-60
Scabiosa, Annual	60
Scabiosa, Hardy	78
Secret Garden Mixture	65
Shasta Daisy	73
Snapdragon	42
Statice	61
Stocks	61
Stokesia	78
Sweet Peas	62-63
Sweet Sultans	49
Sweet William, Annual	63

Sweet William, Hardy	78
Thalictrum	79
Valerian	79
Verbascum	79
Verbena	63
Veronica	79
Violas	80
Zinnias	43-64

BULBS

Dahlias	94-96
Gladioli	89-93
Lilies	97-98

PLANTS

Achillea	113
Aconitum	113
Adam's Needle	128
Ageratum	117
Allum Root	118
Alyssum	114
Anchusa	114
Anemone	114
Aquilegia	114
Arabis	114
Armeria	115
Artemesia	115
Asters	115
Baby's Breath	118
Baptisia	115
Beard Tongue	124
Bellflower	125
Blanket Flower	117
Bluebell	115
Buddleia	112
Campanula	115
Candytuft	119
Carnation	111-116
Centaurea	116
Cerastium	116
Chelone	116
Chrysanthemum	116
Cimifuga	116
Columbine	114
Coreopsis	116
Cornflower	116
Daisy Michaelmas	115
Day Lily	118-119
Delphinium	117
Dianthus	117
Dictamnus	117
Digitalis	117
Dragonhead	125
Echinops	117
Erigeron	117
Eupatorium	117
Flax	122
Fountain Sun Flower	118
Funkia	118
Gaillardia	117
Gypsophila	118
Helenium	118

INDEX

Helianthus	118	Staticia	127
Hemorocallis	119	Stokesia	127
Heuchera	119	St. John's Wort	119
Hollyhocks	119	Summer Lilac	112
Hypericum	119	Thalictrum	127
Iberis	119	Trollius	127
Iris, German	120	Valerian	128
Iris, Japanese	121	Verbascum	128
Iris, Siberica	121	Veronica	128
Jacob's Ladder	125	Viola	128
Japanese Spurge	129	Yucca Filamentosa	128
Lamp Flower	122		
Larkspur	117	TOOLS	
Lavender	122	Everyman's Seed Sower	132
Linum Perenne	122	Cultivators	131
Lysimachia	122	Gilson Weeders	131
Lobelia	122	Seedling Pots	133
Lupin	122	Sprayer	135
Lychnis	122	Stakes	134
Michaelmas Daisy	115	Watering Pots	131
Milkflower	115		
Moneywort	122	INSECTICIDES	
Monkshood	113	Aphine	139
Myosotis	123	Carco	135
Nepeta Mussini	123	Fungine	139
Oenothera	123	Melrosine	136
Pachysandra	129	Pyrox	139
Painted Daisy	125	Rose Bug Destroyer	136
Pentstemon	124	Scalecide	139
Petunia	112	Weed Killer	138
Phlox Decussata	124		
Phlox Suffruticosa	124	FERTILIZERS	
Phlox Subulata	124	Acid Phosphate	139
Physostegia	125	Agricultural Salt	139
Pinks	117	Bone Meal	139
Platycodon	125	Farmogerm	34
Plumbago	125	Ground Bone	139
Polemonium	125	Humus	139
Poppy	123-113	Land Plaster	139
Primrose	123	Limestone	139
Primula	125	Manure	139
Pyrethrum	125	Nitrate of Soda	139
Rock Cress	114	Plant Food	139
Roses, Hardy Climbing	107	Tobacco Dust	139
Roses, Irish	106	Tobacco Stems	139
Roses, Moss	106	Wood Ashes	139
Roses, Rambler	107		
Roses, H. T. & H. P.	101-105	LITERATURE	
Rudbeckia	126	Flower Lore	140
Salvia	40-126	Garden Books	141
Scabiosa	126	Log Cabins and Cottages	141
Sedum	127	Outdoors & In	141
Shasta Daisy	126	Records of a Rectory Garden	141
Shellflower	116	Vegetable Lore	140
Sneezewort	118		
Spirea	126		

62.61

Attach this Supplement to your 1922 Edition of "My Garden Favorites"

20% REDUCTION OF
GLADIOLI PRIMULINUS HYBRIDS

That all may become enthusiastic over Primulinus Hybrid Gladioli, Mr. C. F. Fairbanks, owner of Cary Farm and possessor of the only Gold Medal ever awarded for Gladioli by the M.H.S., has requested us to reduce our catalogue prices and suggest a few collections of these prize winning Ruffled Gladioli.

Below follow the listing of varieties reduced, prices of which take precedence over those of "MY GARDEN FAVORITES."

VARIETY	EACH	DOZ.	VARIETY	EACH	DOZ.
Albion.....	20c.	\$2.00	Lauretta.....	25c.	\$2.50
Alice Tiplady.....	20c.	2.00	Linton.....	25c.	2.50
Altare.....	20c.	2.00	Minataka (P15)....	20c.	2.00
Angola.....	20c.	2.00	Mrs. Dexter.....	20c.	2.00
Argus.....	20c.	2.00	Regel.....	25c.	2.50
Butterfly.....	20c.	2.00	Regulus.....	20c.	2.00
Canopus.....	20c.	2.00	Roanoke.....	20c.	2.00
Capella.....	20c.	2.00	Salmon Beauty.....	20c.	2.00
Dorothy Wheeler....	30c.	3.00	Sedam.....	25c.	2.50
Gold Drop.....	1.00	10.00	Sirius.....	20c.	2.00
Golden Gate.....	20c.	2.00	Sweet Orra.....	10c.	1.00

A further reduction is suggested in the following collections:

\$1.00 Collection (Value \$2.15)

2 Dorothy Wheeler	2 Minnataka	2 Perseus
2 Antares	2 Salmon Beauty	2 Golden Gate

\$2.00 Collection (Value \$4.75)

3 Dorothy Wheeler	3 Minataka	2 Perseus
3 Antares	2 Salmon Beauty	2 Golden Gate
2 Roanoke	2 Sirius	2 Albion
2 Elberton	2 Butterfly	2 Alice Tiplady

\$3.00 Collection (Value \$6.25)

3 Dorothy Wheeler	3 Minataka	3 Perseus
3 Antares	3 Salmon Beauty	3 Golden Gate
3 Roanoke	3 Sirius	3 Albion
3 Elberton	3 Butterfly	3 Capella
3 Albia	3 Alice Tiplady	

\$4.00 Collection (Value \$7.35)

2 Marshal Foch	3 Dorothy Wheeler	3 Perseus
3 Antares	3 Salmon Beauty	3 Golden Gate
3 Sirius	3 Albion	3 Elberton
3 Capella	3 Albia	3 Alice Tiplady
3 Angola	3 Minataka	

\$5.00 Collection (Value \$10.25)

3 Marshal Foch	3 Dorothy Wheeler	3 Perseus
3 Antares	3 Minnataka	3 Salmon Beauty
3 Golden Gate	1 Golden Drop	3 Roanoke
3 Sirius	3 Albion	3 Elberton
3 Butterfly	3 Capella	3 Albia
3 Alice Tiplady	3 Angola	3 Argos

MAURICE FULD, Inc.

PAUL E. ATKINSON, President

PLANTSMEN - SEEDSMEN

7 West 45th Street

New York City

Newman

MAURICE FULD, INC.
PLANTSMEN-SEEDSMEN
7 WEST 45TH STREET
NEW YORK

Unprecedented Price Reductions on
PRIMULINUS HYBRIDS
(Ruffled Gladioli)

Through the courtesy of our grower, Mr. C. F. Fairbanks, owner of Cary Farm, Lexington, Mass., the only Gladioli specialist who has ever received the Gold Medal of the Mass. Horticultural Society, we are enabled to offer our entire list of superb Cary Farm Primulinus Hybrids at prices that are unprecedented in the marketing of this typical American Flower.

Until you become acquainted with Cary Farm "Prims," their size, coloring and sturdy quality, you cannot fairly say that you know the Ruffled Gladioli.

The sensational price reductions on the enclosed list, fully 20% less than our current catalogue quotations, are only possible through the unselfish desire of Mr. Fairbanks to have every flower grower enjoy an entire Summer of these wonderful Exhibition varieties.

Here is your opportunity to realize, at small expense, your fondest dreams for an enviable garden of glorious, full flowering Gladioli.

To those who have already ordered Primulinus Hybrids, extra bulbs will be added to make up for price reductions and additional orders will be booked at the new prices.

All orders will be shipped direct from Cary Farm.

Planting time is near, so we urge you to order promptly—and liberally. At the same time we will appreciate your annual order for vegetable and flower seed, roses, dahlias, lilies and plants.

MAURICE FULD, INC.

Paul E. Atkinson

President.

Fild 1922

SPRING MUSIC

The dandelions are blazing brightly beneath the lustrous evergreen

While the robin chants his cheerup from the blossomed apple tree

The earth has newly dressed herself with gloss of glowing green

While tugs the water and the wind to gentle wirthful melody

But the petals soon are falling, for the note of spring is change

And the loving songs of sunshine to the blossom-burdened bough

Through the symphony of summer, and the dirge of winter range

Faithful promise of fruition is the springtime virgin vow.

--From "Outdoors and In."

Maurice Fuld, Inc.
Paul E. Atkinson, President
Plantmen - Seedsmen
7 West 45th St. New York